

FILED

OCT 04 2019

State Auditor & Inspector

COUNTY
2019-2020
ESTIMATE OF NEEDS
AND FINANCIAL STATEMENT OF THE
FISCAL YEAR 2018-2019

BOARD OF COUNTY COMMISSIONERS OF
THE COUNTY OF CADDO
STATE OF OKLAHOMA

Two copies of this Financial Statement and Estimate of Needs should be filed with the County Clerk not later than August 17 for all Counties. After approval by the Excise Board and the levies are made, both statements should be signed by the appropriate Board Members. One complete signed copy must be sent to the State Auditor and Inspector, 2300 N. Lincoln Blvd., State Capitol, Room 100, Oklahoma City, OK 73105. If publication may not be had by date required for filing, affidavit and proof of publication are required to be attached within five days after date of filing.

THE 2019-2020 ESTIMATE OF NEEDS AND FINANCIAL
STATEMENT OF THE FISCAL YEAR 2018-2019

PREPARED BY Angel, Johnston & Blasingame, P.C.
SUBMITTED TO THE CADDO COUNTY
EXCISE BOARD THIS 2nd DAY OF September 2019

BOARD OF COUNTY COMMISSIONERS

Chairman [Signature]

County Clerk Rhonda Johnson

Commissioner (Budget Board) [Signature]

Commissioner [Signature]

Treasurer Regina Moser

Assessor Edward Whitworth

Court Clerk Patti Barger

Sheriff [Signature]

RECEIVED!

CADDO COUNTY
2019-2020
ESTIMATE OF NEEDS
AND FINANCIAL STATEMENT OF THE
FISCAL YEAR 2018-2019

INDEX

Letters and Certifications:	Page
Letter To Excise Board _____	1
Affidavit of Publication _____	2
Accountant's Letter _____	3
Certificate of Excise Board _____	Exhibit "Y" - Page 1
Exhibits:	Filed
Exhibit "A" General Fund _____	Yes/No
Exhibit "B" Building Fund _____	Yes/No
Exhibit "C" Co-op Fund _____	Yes/No
Exhibit "D" Highway Fund _____	Yes/No
Exhibit "E" Health Fund _____	Yes/No
Exhibit "F" Emergency Medical Service Fund _____	Yes/No
Exhibit "G" Sinking Fund _____	Yes/No
Exhibit "H" Industrial Development Bond Fund _____	Yes/No
Exhibit "I" Special Revenue Funds _____	Yes/No
Exhibit "J" Capital Project Funds _____	Yes/No
Exhibit "K" Enterprise Funds _____	Yes/No
Exhibit "L" Internal Service Funds _____	Yes/No
Exhibit "Y" Certificate of Excise Board Estimate of Needs _____	Yes/No
Exhibit "Z" Publication Sheet _____	Yes/No

CADDO COUNTY
2019-2020
ESTIMATE OF NEEDS
AND FINANCIAL STATEMENT OF THE
FISCAL YEAR 2018-2019

CADDO COUNTY, STATE OF OKLAHOMA
STATE OF OKLAHOMA, COUNTY OF CADDO, ss:

To the County Excise Board of said County and State. Greeting:-

Pursuant to the requirements of 68 O.S. 1991 Section 3002, we submit herewith for your consideration, the within statement of the fiscal condition of the County of Caddo, State of Oklahoma, for the fiscal year beginning July 1, 2018 and ending June 30, 2019, together with an itemized statement of the estimated needs thereof for the fiscal year beginning July 1, 2019 and ending June 30, 2020. The same have been prepared in conformity to Statute, in relation to which be it further noted that:

1. We, the members of the Board of County Commissioners of said County and State, do hereby certify that the statements herein submitted show the true and correct conditions of the fiscal affairs of said County for the fiscal year ending June 30, 2019, that said statements comprise a "full and accurate statement of the assessments, receipts and expenditures of the preceding year, made out in detail under separate heads" as required by 19 O.S. 1991 Section 345; that said preparation was had at an official session of said Board, begun on the first Monday in July, 2019 pursuant to the provisions of 68 O.S. 1991 Section 3002.

2. And we further certify that the estimates of the several amounts necessary for current expenses for the fiscal year beginning July 1, 2019 and ending June 30, 2020 as shown under "Schedule 8" were prepared and filed with the Board of County Commissioners as of the first Monday in July 2019, that the same have been correctly entered, and that all estimates made are entered as certified by Department Heads for the respective purposes herein set out. We further certify that the sums requested for salaries of county officers and the deputies are calculated and based upon authority of salary statutes currently effective and applicable in this county.

3. We further certify that the estimated income from sources other than ad valorem tax, shown on "Schedule 4", may reasonably be expected to be collected as a revenue during the ensuing fiscal year, and is not in excess of the 90% of the amounts collected for the same sources during the fiscal year ending June 30, 2019.

Dated at the office of the County Clerk, at Anadarko, Oklahoma, this 24th day of 8-26-19, 2019.



[Signature]
Chairman

Rhonda Johnson
County Clerk

[Signature]
Commissioner
(Budget Board)

[Signature]
Commissioner

[Signature]
Treasurer

[Signature]
Assessor

Patti Bauges
Court Clerk

Filed this 2nd day of September, 2019 Secretary and Clerk of Excise Board, Caddo County, Oklahoma.

Independent Accountant's Compilation Report

Honorable Board of County Commissioners
Caddo County, Oklahoma

Management is responsible for the accompanying 2018-19 prescribed financial statements as of and for the year ended June 30, 2019, and the 2019-20 Estimate of Needs (SA&I form 2631R97) and the Publication Sheet (SA&I form 2631R97) for Caddo County, included in accompanying prescribed form. We have performed a compilation engagement in accordance with Statements on Standards for Accounting and Review Services promulgated by the Accounting and Review Services Committee of the AICPA. We did not audit or review the prescribed financial statements, estimate of needs and publication sheet nor were we required to perform any procedures to verify the accuracy or completeness of the information provided by management. Accordingly, we do not express an opinion, a conclusion, nor provide any form of assurance on these prescribed financial statements.

The prescribed financial statements, estimate of needs and publication sheets forms are presented in accordance with the requirements prescribed by the Office of the Oklahoma State Auditor and Inspector per 68 OS § 3003. Basis defined by 68 OS § 3009-3011 and are not intended to be a complete presentation of the County's assets and liabilities.

This report is intended solely for the information and use of Caddo County, Oklahoma, the Excise Board of Caddo County Oklahoma and for filing with the State Auditor and Inspector and is not intended to be and should not be used by anyone other than these specific parties.

Angel, Johnston & Blasingame, P.C.

Angel, Johnston and Blasingame, P.C
Chickasha, Ok

August 20, 2019


AFFIDAVIT OF PUBLICATION

STATE OF OKLAHOMA, COUNTY OF CADDO

Personally appeared before me, the undersigned Notary Public, Rhonda Johnson County Clerk of the County and State aforesaid, who being first duly sworn according to law, deposes and says: That he/she complied with the law by having the financial statement for the fiscal year ending June 30, 2019, and the estimated needs and the estimated income from sources other than ad valorem taxes, for the fiscal year beginning July 1, 2019 and ending June 30, 2020 published in one issue of the Anadarko Daily News a legally-qualified newspaper published - of general circulation, in said county (strike inapplicable phrase) a copy of which together with proof of publication is herewith attached marked Exhibit "Z" and made a part of hereof.



Rhonda Johnson
County Clerk



Subscribed and sworn to before me this 29 day of August, 2019.

Carol M. Butler
Notary Public

4/10/23
My Commission Expires

AFFIDAVIT OF PUBLICATION

STATE OF OKLAHOMA,
COUNTY OF CADDO, ss.

I, the undersigned, being of lawful age, being duly sworn and authorized, says that I am a duly authorized agent of *The Anadarko Daily News*, a daily newspaper printed in the English language, in the city of Anadarko, Caddo County, Oklahoma, having a paid general subscription circulation in said County, with entrance into the United States mails as second class matter in Caddo County, and published and printed in said County where delivered to the United States mail, that said newspaper has been continuously and uninterruptedly published in said County during a period of one hundred four (104) consecutive weeks immediately prior to the first publication of the attached notice, advertisement or publication; and that said newspaper comes within the requirements of Title 25, Oklahoma Statute 108 effective November 1, 1983, and complies with all other requirements of the laws of Oklahoma with reference to legal publication.

That said notice, a true copy of which is attached hereto, was published in the regular edition of said newspaper during the period and time of publication and not in a supplement, on the following dates:

September 4, 2019

By: John McBride-Ginn

Subscribed and sworn before me this 4th day of September, 2019.

Carla McBride-Alexander

Notary Public

My commission expires: May 26, 2023

My commission number: 03007596



Publishing Fee: \$175.00

GENERAL FUND	GENERAL FUND
Current Expense	\$3,161,890.54
Total Required	\$3,161,890.54
FINANCED	
Cash Fund Balance	\$1,362,529.76
Total Deductions	\$1,362,529.76
Balance to Raise from Ad Valorem Tax	\$1,799,360.78
	HEALTH FUND
Current Expense	\$472,187.60
Total Required	\$472,187.60
FINANCED:	
Cash Fund Balance	\$292,954.40
Total Deductions	\$292,954.40
Balance to Raise from Ad Valorem Tax and Co-Op Fund Balance	\$179,233.20

CERTIFICATE - GOVERNING BOARD
 STATE OF OKLAHOMA, COUNTY OF CADDO, ss:
 We, the undersigned duly elected, qualified Governing Officers of Caddo County Oklahoma, do hereby certify that at a meeting of the Governing Body of the said County, begun at the time provided by law for Counties and pursuant to the provisions of 68 O. S. 1991 Sec. 3002, the foregoing statement was prepared and is a true and correct condition of the Financial Affairs of said County as reflected by the record of the County Clerk and Treasurer. We further certify that the foregoing estimate for current expenses for the fiscal year beginning July 1, 2019, and ending June 30, 2020, as shown are reasonably necessary for the proper conduct of the affairs of the said County, that the Estimated Income to be derived from sources other than ad valorem taxation does not exceed the lawfully authorized ration of the revenue derived from the same sources during the preceding fiscal year.

s- Randy McLemore
 Chairman of Board
 Attest s- Rhonda Johnson
 County Clerk (Seal)

s- Brent Kinder
 Commissioner

s- Benny Bowling
 Commissioner

Subscribed and sworn to before me this 26 day of Aug., 2019.
 s- Sharon A. Bryson Notary Public

DEPARTMENTS OF GOVERNMENT APPROPRIATED ACCOUNTS	Governmental Budget Accounts FISCAL YEAR 2019-2020	
	NEEDS AS REQUESTED BY GOVERNING BOARD	APPROVED BY COUNTY EXCISE BOARD
04 COUNTY SHERIFF:		
04a Personal Services	\$721,315.91	\$721,315.91
04 Total	\$721,315.91	\$721,315.91
06 COUNTY TREASURER:		
06a Personal Services	\$219,747.12	\$219,747.12
06d Maintenance and Operation	\$5,999.00	\$5,999.00
06e Capital Outlay	\$1.00	\$1.00
06 Total	\$225,747.12	\$225,747.12
09 COUNTY COMMISSIONERS O.S.U. EXTENSION:		
09d Maintenance and Operation	\$16,000.00	\$16,000.00
09 Total	\$16,000.00	\$16,000.00
10 COUNTY CLERK:		
10a Personal Services	\$265,560.42	\$265,560.42
10b Part Time Help	\$1.00	\$1.00
10c Travel	\$800.00	\$750.00
103 Capital Outlay	\$2,000.00	\$2,000.00
10 Total	\$268,361.42	\$268,361.42
14 COURT CLERK:		
14a Personal Services	\$262,639.24	\$262,639.24
14b Part Time Help	\$1,500.00	\$1,500.00
14c Travel	\$750.00	\$750.00
14e Capital Outlay	\$1.00	\$1.00
14 Total	\$264,890.24	\$264,890.24
16 COUNTY ASSESSOR:		
16a Personal Services	\$224,595.23	\$224,595.23
16b Part Time Help	\$4,500.00	\$4,500.00
16c Travel	\$6,000.00	\$6,000.00
16d Maintenance and Operation	\$27,500.00	\$27,500.00
16 Total	\$262,595.23	\$262,595.23
17 REVALUATION OF REAL PROPERTY:		
17a Personal Services	\$188,573.99	\$188,573.99
17b Part Time Help	\$5,500.00	\$5,500.00
17c Travel	\$6,000.00	\$6,000.00
17d Maintenance and Operation	\$67,000.00	\$67,000.00
17e Capital Outlay	\$2,000.00	\$2,000.00
17 Total	\$269,073.99	\$269,073.99
18 JUVENILE SHELTER BUREAU:		
18a Personal Services	\$50,798.02	\$50,798.02
18d Maintenance and Operation	\$55,000.00	\$55,000.00
18 Total	\$105,798.02	\$105,798.02
20 GENERAL GOVERNMENT:		
20d Maintenance and Operation	\$47,894.60	\$47,894.60
20e Capital Outlay	\$1.00	\$1.00
20f Intergovernmental	\$10,500.00	\$10,500.00
20g Other -	\$29,151.20	\$29,151.20
20i Other -	\$34,194.74	\$34,194.74
20 Total	\$121,741.54	\$121,741.54
21 EXCISE EQUALIZATION BOARD:		
21a Personal Services	\$2,260.86	\$2,260.86
21c Travel	\$1,104.32	\$1,104.32
21 Total	\$3,365.18	\$3,365.18
22 COUNTY ELECTION EXPENSE:		
22a Personal Services	\$82,787.00	\$82,787.00
22b Part Time Help	\$5,000.00	\$5,000.00
22c Travel	\$1,000.00	\$1,000.00
22d Maintenance and Operation	\$15,500.00	\$15,500.00
22e Capital Outlay	\$1,000.00	\$1,000.00
22 Total	\$105,337.00	\$105,337.00
60 SHERIFF'S DETENTION CENTER		
60a Personal Services	\$760,581.50	\$760,581.50
60 Total	\$760,581.50	\$760,581.50
82 COUNTY AUDIT BUDGET ACCOUNT:		
82a Salaries and Expense of Audit and Report	\$37,083.39	\$37,083.39
82 Total	\$37,083.39	\$37,083.39
TOTAL GENERAL FUND ACCOUNT	\$3,161,890.54	\$3,161,890.54
GRAND TOTAL GENERAL FUND	\$3,161,890.54	\$3,161,890.54

GENERAL FUND ACCOUNTS COVERING THE PERIOD JULY 1, 2018, to JUNE 30, 2019
ESTIMATE OF NEEDS FOR 2019-2020

EXHIBIT "A"

PAGE 1

Schedule 1, Current Balance Sheet - June 30, 2019		Amount
ASSETS:		
Cash Balance June 30, 2019	\$	1,525,600.94
Investments	\$	-
TOTAL ASSETS	\$	1,525,600.94
LIABILITIES AND RESERVES:		
Warrants Outstanding	\$	54,979.61
Reserve for Interest on Warrants	\$	-
Reserves From Schedule 8	\$	108,091.57
TOTAL LIABILITIES AND RESERVES	\$	163,071.18
CASH FUND BALANCE JUNE 30, 2019	\$	1,362,529.76
TOTAL LIABILITIES, RESERVES AND CASH FUND BALANCE	\$	1,525,600.94

Schedule 2, Revenue and Requirements - 2019-2020		
	Detail	Total
REVENUE:		
Cash Balance June 30, 2018	\$ 1,320,255.11	
Cash Fund Balance Transferred From Prior Years	\$ 72,703.27	
Current Ad Valorem Tax Apportioned	\$ 1,765,265.95	
Miscellaneous Revenue Apportioned	\$ 1,041,161.60	
TOTAL REVENUE		\$ 4,199,385.93
REQUIREMENTS:		
Claims Paid by Warrants Issued	\$ 2,728,764.60	
Reserves From Schedule 8	\$ 108,091.57	
Interest Paid on Warrants	\$ -	
Reserve for Interest on Warrants	\$ -	
TOTAL REQUIREMENTS		\$ 2,836,856.17
ADD: CASH FUND BALANCE AS PER BALANCE SHEET 6-30-2019		\$ 1,362,529.76
TOTAL REQUIREMENTS AND CASH FUND BALANCE		\$ 4,199,385.93

Schedule 3, Cash Fund Balance Analysis - June 30, 2019		Amount
ADDITIONS:		
Miscellaneous Revenue Collected in Excess of Estimates-Net	\$	1,025,376.12
Warrants Estopped, Cancelled or Converted	\$	-
Fiscal Year 2018-2019 Lapsed Appropriations	\$	155,667.46
Fiscal Year 2017-2018 Lapsed Appropriations	\$	28,037.69
Ad Valorem Tax Collections in Excess of Estimate	\$	110,534.75
Prior Years Ad Valorem Tax	\$	44,665.58
TOTAL ADDITIONS	\$	1,364,281.60
DEDUCTIONS:		
Supplemental Appropriations	\$	1,751.84
Current Tax in Process of Collection	\$	-
TOTAL DEDUCTIONS	\$	1,751.84
Cash Fund Balance as per Balance Sheet 6-30-2019	\$	1,362,529.76
Composition of Cash Fund Balance:		
Cash	\$	1,362,529.76
Cash Fund Balance as per Balance Sheet 6-30-2019	\$	1,362,529.76

GENERAL FUND ACCOUNTS COVERING THE PERIOD JULY 1, 2018, to JUNE 30, 2019
ESTIMATE OF NEEDS FOR 2019-2020

EXHIBIT "A"

2a

Schedule 4, Miscellaneous Revenue		
SOURCE	2018-2019 ACCOUNT	
	AMOUNT	ACTUALLY
	ESTIMATED	COLLECTED
1000 CHARGES FOR SERVICES		
1111 County Clerk Fees	\$ -	\$ 152,145.79
1112 Sheriff Fees	\$ -	\$ -
1113 County Treasurer Fees	\$ -	\$ -
1114 Court Clerk Costs and Fees	\$ -	\$ 4,076.65
1115 District Attorney Fees	\$ -	\$ -
1116 County Engineer Fees (Ref. Planning Commission)	\$ -	\$ -
1117 County Health Fees	\$ -	\$ -
1118 Other-	\$ -	\$ -
1119 Other-	\$ -	\$ -
1120 Other-	\$ -	\$ -
Total Charges For Services	\$ -	\$ 156,222.44
INTERGOVERNMENTAL REVENUES		
2000 INTERGOVERNMENTAL REVENUES - LOCAL SOURCES:		
2111 Court Fund Fees	\$ -	\$ -
2112 Housing Authority Payments in Lieu of Tax Revenue	\$ -	\$ -
2113 Revaluation of Real Property Reimbursements	\$ -	\$ 242,050.74
2114 Visual Inspection	\$ 15,785.48	\$ -
2115 M & M Lien Fees	\$ -	\$ -
2116 Assignment Fees	\$ -	\$ -
2117 School Deputy Reimbursement	\$ -	\$ -
2118 O.S.U Extension Reimbursement	\$ -	\$ -
2119 County Library Fines	\$ -	\$ -
2120 Public Health Contributions	\$ -	\$ -
2121 Highway Budget Account Miscellaneous	\$ -	\$ -
2122 Other -	\$ -	\$ -
2123 Other -	\$ -	\$ -
2124 Other -	\$ -	\$ -
Total - Local Sources	\$ 15,785.48	\$ 242,050.74
3000 INTERGOVERNMENTAL REVENUES - STATE SOURCES:		
3111 County Sales Tax - OTC	\$ -	\$ 370,228.63
3112 Motor Vehicle Collections for Counties - OTC Code 0815	\$ -	\$ 45,262.72
3113 Boat & Motor License - OTC Code 6415	\$ -	\$ -
3114 Vehicle Registration (Title Fees) - OTC Code 6815	\$ -	\$ -
3115 Aircraft License and Registration - OTC Code 6615	\$ -	\$ -
3116 Motor Vehicle Stamps - OTC	\$ -	\$ 1,411.42
3117 Other - OTC Cigarette	\$ -	\$ 30,341.22
3118 Other - OTC	\$ -	\$ -
3119 Other - OTC	\$ -	\$ -
Sub-Total - OTC	\$ -	\$ 447,243.99
3211 Fish and Game Fines	\$ -	\$ -
3212 State Election Reimbursement	\$ -	\$ 26,869.25
3213 State Payments in Lieu of Tax Revenue	\$ -	\$ 65,597.10
3214 Homestead Exemption Reimbursement	\$ -	\$ -
3215 Additional Homestead Exemption Reimbursement	\$ -	\$ -
3216 Transportation of Juveniles	\$ -	\$ -
3217 Documentary Stamps	\$ -	\$ -
3218 Farm Implement Tax Stamps	\$ -	\$ -
3219 State Grants	\$ -	\$ -

Continued on page 2b

Tuesday, August 20, 2019

S.A.&I. Form 2631R97 Entity: Caddo County.

GENERAL FUND ACCOUNTS COVERING THE PERIOD JULY 1, 2018, to JUNE 30, 2019
ESTIMATE OF NEEDS FOR 2019-2020

2018-2019 ACCOUNT OVER (UNDER)	BASIS AND LIMIT OF ENSUING ESTIMATE	2019-2020 ACCOUNT		
		CHARGEABLE INCOME	ESTIMATED BY GOVERNING BOARD	APPROVED BY EXCISE BOARD
\$ 152,145.79	0.00%	\$ -	\$ -	\$ -
\$ -	90.00%	\$ -	\$ -	\$ -
\$ -	90.00%	\$ -	\$ -	\$ -
\$ 4,076.65	0.00%	\$ -	\$ -	\$ -
\$ -	90.00%	\$ -	\$ -	\$ -
\$ -	90.00%	\$ -	\$ -	\$ -
\$ -	90.00%	\$ -	\$ -	\$ -
\$ -	90.00%	\$ -	\$ -	\$ -
\$ -	90.00%	\$ -	\$ -	\$ -
\$ -	90.00%	\$ -	\$ -	\$ -
\$ 156,222.44		\$ -	\$ -	\$ -
\$ -	90.00%	\$ -	\$ -	\$ -
\$ -	90.00%	\$ -	\$ -	\$ -
\$ 242,050.74	0.00%	\$ -	\$ -	\$ -
\$ (15,785.48)	90.00%	\$ -	\$ -	\$ -
\$ -	90.00%	\$ -	\$ -	\$ -
\$ -	90.00%	\$ -	\$ -	\$ -
\$ -	90.00%	\$ -	\$ -	\$ -
\$ -	90.00%	\$ -	\$ -	\$ -
\$ -	90.00%	\$ -	\$ -	\$ -
\$ -	90.00%	\$ -	\$ -	\$ -
\$ -	90.00%	\$ -	\$ -	\$ -
\$ -	90.00%	\$ -	\$ -	\$ -
\$ 226,265.26		\$ -	\$ -	\$ -
\$ 370,228.63	0.00%	\$ -	\$ -	\$ -
\$ 45,262.72	0.00%	\$ -	\$ -	\$ -
\$ -	90.00%	\$ -	\$ -	\$ -
\$ -	90.00%	\$ -	\$ -	\$ -
\$ -	90.00%	\$ -	\$ -	\$ -
\$ 1,411.42	0.00%	\$ -	\$ -	\$ -
\$ 30,341.22	0.00%	\$ -	\$ -	\$ -
\$ -	90.00%	\$ -	\$ -	\$ -
\$ -	90.00%	\$ -	\$ -	\$ -
\$ 447,243.99		\$ -	\$ -	\$ -
\$ -	90.00%	\$ -	\$ -	\$ -
\$ 26,869.25	0.00%	\$ -	\$ -	\$ -
\$ 65,597.10	0.00%	\$ -	\$ -	\$ -
\$ -	90.00%	\$ -	\$ -	\$ -
\$ -	90.00%	\$ -	\$ -	\$ -
\$ -	90.00%	\$ -	\$ -	\$ -
\$ -	90.00%	\$ -	\$ -	\$ -
\$ -	90.00%	\$ -	\$ -	\$ -
\$ -	90.00%	\$ -	\$ -	\$ -

GENERAL FUND ACCOUNTS COVERING THE PERIOD JULY 1, 2018, to JUNE 30, 2019
ESTIMATE OF NEEDS FOR 2019-2020

EXHIBIT "A"

2b

Schedule 4, Miscellaneous Revenue		
SOURCE	2018-2019 ACCOUNT	
	AMOUNT ESTIMATED	ACTUALLY COLLECTED
Continued from page 2a		
3220 District Attorney Reimbursement - State	\$ -	\$ -
3221 Civil Defense Reimbursement	\$ -	\$ -
3222 Emergency Management Reimbursement	\$ -	\$ -
3223 Food Stamp Reimbursement	\$ -	\$ -
3224 Tick Eradication Reimbursement	\$ -	\$ -
3225 Welfare Agencies Miscellaneous	\$ -	\$ -
3226 Other -	\$ -	\$ -
3227 Other -	\$ -	\$ -
3228 Other -	\$ -	\$ -
Total State Sources	\$ -	\$ 539,710.34
4000 INTERGOVERNMENTAL REVENUES - FEDERAL SOURCES:		
4111 Flood Control	\$ -	\$ -
4112 Federal Grants	\$ -	\$ -
4113 Federal Payments in Lieu of Tax Revenues	\$ -	\$ -
4114 Bureau of Land Management	\$ -	\$ -
4115 District Attorney Reimbursement - Federal	\$ -	\$ -
4116 J.T.P.A. Salary Reimbursement	\$ -	\$ -
4117 Other -	\$ -	\$ -
4118 Other -	\$ -	\$ -
4119 Other -	\$ -	\$ -
Total Federal Sources	\$ -	\$ -
Grand Total Intergovernmental Revenues	\$ 15,785.48	\$ 781,761.08
5000 MISCELLANEOUS REVENUE:		
5111 Interest on Investments	\$ -	\$ 41,277.48
5112 Rental or Lease of County Property	\$ -	\$ -
5113 Sale of County Property	\$ -	\$ -
5114 Royalty	\$ -	\$ -
5115 Individual Redemption	\$ -	\$ -
5116 Insurance Recoveries	\$ -	\$ -
5117 Insurance Reimbursements	\$ -	\$ -
5118 Public Finance Authority Reimbursement	\$ -	\$ -
5119 Rural Fire Runs	\$ -	\$ -
5120 Copies	\$ -	\$ -
5121 Return Check Charges	\$ -	\$ -
5122 Mowing & Trash Reimbursement	\$ -	\$ -
5123 Utility Reimbursements	\$ -	\$ -
5124 Resale Property Fund Distribution	\$ -	\$ -
5125 Estry - Sales	\$ -	\$ -
5126 Vending Machine Commissions	\$ -	\$ -
5127 Other Concessions	\$ -	\$ -
5128 Indian Deputy Salary Reimbursement	\$ -	\$ -
5129 Other - Reimbursement	\$ -	\$ 61,900.60
5130 Other -	\$ -	\$ -
5131 Other -	\$ -	\$ -
Total Miscellaneous Revenue	\$ -	\$ 103,178.08
6000 NON-REVENUE RECEIPTS:		
6111 Contributions from Other Funds	\$ -	\$ -
Grand Total General Fund	\$ 15,785.48	\$ 1,041,161.60

GENERAL FUND ACCOUNTS COVERING THE PERIOD JULY 1, 2018, to JUNE 30, 2019
ESTIMATE OF NEEDS FOR 2019-2020

EXHIBIT "A"

3

Schedule 5, Expenditures General Fund Cash Accounts of Current and All Prior Years	
CURRENT AND ALL PRIOR YEARS	2018-2019
Cash Balance Reported to Excise Board 6-30-2018	\$ 1,320,255.11
Cash Fund Balance Transferred Out	\$ -
Cash Fund Balance Transferred In	\$ -
Adjusted Cash Balance	\$ 1,320,255.11
Ad Valorem Tax Apportioned To Year In Caption	\$ 1,765,265.95
Miscellaneous Revenue (Schedule 4)	\$ 1,041,161.60
Cash Fund Balance Forward From Preceding Year	\$ 72,703.27
Prior Expenditures Recovered	\$ -
TOTAL RECEIPTS	\$ 2,879,130.82
TOTAL RECEIPTS AND BALANCE	\$ 4,199,385.93
Warrants of Year in Caption	\$ 2,673,784.99
Interest Paid Thereon	\$ -
TOTAL DISBURSEMENTS	\$ 2,673,784.99
CASH BALANCE JUNE 30, 2019	\$ 1,525,600.94
Reserve for Warrants Outstanding	\$ 54,979.61
Reserve for Interest on Warrants	\$ -
Reserves From Schedule 8	\$ 108,091.57
TOTAL LIABILITES AND RESERVE	\$ 163,071.18
DEFICIT: (Red Figure)	\$ -
CASH BALANCE FORWARD TO SUCCEEDING YEAR	\$ 1,362,529.76

Schedule 6, General Fund Warrant Account of Current and All Prior Years	
CURRENT AND ALL PRIOR YEARS	TOTAL
Warrants Outstanding 6-30-2018 of Year in Caption	\$ 30,300.54
Warrants Registered During Year	\$ 2,763,524.05
TOTAL	\$ 2,793,824.59
Warrants Paid During Year	\$ 2,738,844.98
Warrants Converted to Bonds or Judgements	\$ -
Warrants Cancelled	\$ -
Warrants Estopped by Statute	\$ -
TOTAL WARRANTS RETIRED	\$ 2,738,844.98
BALANCE WARRANTS OUTSTANDING JUNE 30, 2019	\$ 54,979.61

Schedule 7, 2018 Ad Valorem Tax Account			
2018 Net Valuation Certified To County Excise Board	177,754,328.00	10.240 Mills	Amount
Total Proceeds of Levy as Certified			\$ 1,820,204.32
Additions:			\$ -
Deductions:			\$ -
Gross Balance Tax			\$ 1,820,204.32
Less Reserve for Delinquent Tax			\$ 165,473.12
Reserve for Protest Pending			\$ -
Balance Available Tax			\$ 1,654,731.20
Deduct 2018 Tax Apportioned			\$ 1,765,265.95
Net Balance 2018 Tax in Process of Collection or			\$ -
Excess Collections			\$ 110,534.75

GENERAL FUND ACCOUNTS COVERING THE PERIOD JULY 1, 2018, to JUNE 30, 2019
ESTIMATE OF NEEDS FOR 2019-2020

EXHIBIT "A"

4a

Schedule 8(a), Report Of Prior Year's Expenditures				
DEPARTMENTS OF GOVERNMENT APPROPRIATED ACCOUNTS	FISCAL YEAR ENDING JUNE 30, 2018			ORIGINAL APPROPRIATIONS
	RESERVES 6-30-2018	WARRANTS SINCE ISSUED	BALANCE LAPSED APPROPRIATIONS	
01 DISTRICT ATTORNEY - STATE:				
01a Personal Services	\$ -	\$ -	\$ -	\$ -
01b Part Time Help	\$ -	\$ -	\$ -	\$ -
01c Travel	\$ -	\$ -	\$ -	\$ -
01d Maintenance and Operation	\$ -	\$ -	\$ -	\$ -
01e Capital Outlay	\$ -	\$ -	\$ -	\$ -
01f Intergovernmental	\$ -	\$ -	\$ -	\$ -
01g Other-	\$ -	\$ -	\$ -	\$ -
01 Total	\$ -	\$ -	\$ -	\$ -
02 DISTRICT ATTORNEY - COUNTY:				
02a Personal Services	\$ -	\$ -	\$ -	\$ -
02b Part Time Help	\$ -	\$ -	\$ -	\$ -
02c Travel	\$ -	\$ -	\$ -	\$ -
02d Maintenance and Operation	\$ -	\$ -	\$ -	\$ -
02e Capital Outlay	\$ -	\$ -	\$ -	\$ -
02f Intergovernmental	\$ -	\$ -	\$ -	\$ -
02g Law Library	\$ -	\$ -	\$ -	\$ -
02h Other-	\$ -	\$ -	\$ -	\$ -
02 Total	\$ -	\$ -	\$ -	\$ -
04 COUNTY SHERIFF:				
04a Personal Services	\$ -	\$ -	\$ -	\$ 744,552.40
04b Part Time Help	\$ -	\$ -	\$ -	\$ -
04c Travel	\$ -	\$ -	\$ -	\$ 1.00
04d Maintenance and Operation	\$ -	\$ -	\$ -	\$ 1.00
04e Capital Outlay	\$ -	\$ -	\$ -	\$ 1.00
04f Intergovernmental	\$ -	\$ -	\$ -	\$ -
04g Sheriff's Fees	\$ -	\$ -	\$ -	\$ -
04h Board of Prisoners	\$ -	\$ -	\$ -	\$ -
04i Other -	\$ -	\$ -	\$ -	\$ -
04 Total	\$ -	\$ -	\$ -	\$ 744,555.40
06 COUNTY TREASURER:				
06a Personal Services	\$ -	\$ -	\$ -	\$ 216,373.68
06b Part Time Help	\$ -	\$ -	\$ -	\$ -
06c Travel	\$ -	\$ -	\$ -	\$ -
06d Maintenance and Operation	\$ 285.00	\$ 45.60	\$ 239.40	\$ 3,599.00
06e Capital Outlay	\$ -	\$ -	\$ -	\$ 1.00
06f Intergovernmental	\$ -	\$ -	\$ -	\$ -
06g Other -	\$ -	\$ -	\$ -	\$ -
06 Total	\$ 285.00	\$ 45.60	\$ 239.40	\$ 219,973.68
08 COUNTY COMMISSIONERS:				
08a Personal Services	\$ -	\$ -	\$ -	\$ -
08b Part Time Help	\$ -	\$ -	\$ -	\$ -
08c Travel	\$ -	\$ -	\$ -	\$ -
08d Maintenance and Operation	\$ -	\$ -	\$ -	\$ -
08e Capital Outlay	\$ -	\$ -	\$ -	\$ -
08f Intergovernmental	\$ -	\$ -	\$ -	\$ -
08g Other -	\$ -	\$ -	\$ -	\$ -
08 Total	\$ -	\$ -	\$ -	\$ -

GENERAL FUND ACCOUNTS COVERING THE PERIOD JULY 1, 2018, to JUNE 30, 2019
ESTIMATE OF NEEDS FOR 2019-2020

EXHIBIT "A"

4b

Schedule 8(b), Report Of Prior Year's Expenditures				
DEPARTMENTS OF GOVERNMENT APPROPRIATED ACCOUNTS	FISCAL YEAR ENDING JUNE 30, 2018			
	RESERVES	WARRANTS	BALANCE	ORIGINAL
	6-30-2018	SINCE ISSUED	LAPSED APPROPRIATIONS	APPROPRIATIONS
09 COUNTY COMMISSIONERS O.S.U. EXTENSION:				
09a Personal Services	\$ -	\$ -	\$ -	\$ -
09b Part Time Help	\$ -	\$ -	\$ -	\$ -
09c Travel	\$ -	\$ -	\$ -	\$ -
09d Maintenance and Operation	\$ -	\$ -	\$ -	\$ -
09e Capital Outlay	\$ -	\$ -	\$ -	\$ -
09f Intergovernmental	\$ -	\$ -	\$ -	\$ -
09g Other -	\$ -	\$ -	\$ -	\$ -
09 Total	\$ -	\$ -	\$ -	\$ -
10 COUNTY CLERK:				
10a Personal Services	\$ -	\$ -	\$ -	\$ 257,932.08
10b Part Time Help	\$ -	\$ -	\$ -	\$ 1.00
10c Travel	\$ -	\$ -	\$ -	\$ 750.00
10d Maintenance and Operation	\$ -	\$ -	\$ -	\$ 2,515.17
10e Capital Outlay	\$ -	\$ -	\$ -	\$ 1.00
10f Intergovernmental	\$ -	\$ -	\$ -	\$ -
10g Lien Fees	\$ -	\$ -	\$ -	\$ -
010h Other -	\$ -	\$ -	\$ -	\$ -
10 Total	\$ -	\$ -	\$ -	\$ 261,199.25
14 COURT CLERK:				
14a Personal Services	\$ -	\$ -	\$ -	\$ 258,563.22
14b Part Time Help	\$ -	\$ -	\$ -	\$ 749.00
14c Travel	\$ -	\$ -	\$ -	\$ 1,500.00
14d Maintenance and Operation	\$ -	\$ -	\$ -	\$ -
14e Capital Outlay	\$ -	\$ -	\$ -	\$ 1.00
14f Intergovernmental	\$ -	\$ -	\$ -	\$ -
14g Other -	\$ -	\$ -	\$ -	\$ -
14 Total	\$ -	\$ -	\$ -	\$ 260,813.22
16 COUNTY ASSESSOR:				
16a Personal Services	\$ -	\$ -	\$ -	\$ 206,033.20
16b Part Time Help	\$ -	\$ -	\$ -	\$ 500.00
16c Travel	\$ -	\$ -	\$ -	\$ 500.00
16d Maintenance and Operation	\$ -	\$ -	\$ -	\$ 20,000.00
16e Capital Outlay	\$ -	\$ -	\$ -	\$ 1,500.00
16f Intergovernmental	\$ -	\$ -	\$ -	\$ -
16g Other -	\$ -	\$ -	\$ -	\$ -
16h Other -	\$ -	\$ -	\$ -	\$ -
16 Total	\$ -	\$ -	\$ -	\$ 228,533.20
17 REVALUATION OF REAL PROPERTY:				
17a Personal Services	\$ -	\$ -	\$ -	\$ 184,391.68
17b Part Time Help	\$ -	\$ -	\$ -	\$ 3,500.00
17c Travel	\$ 1,059.79	\$ 988.79	\$ 71.00	\$ 20,000.00
17d Maintenance and Operation	\$ -	\$ -	\$ -	\$ 32,200.00
17e Capital Outlay	\$ -	\$ -	\$ -	\$ 2,000.00
17f Intergovernmental	\$ -	\$ -	\$ -	\$ -
17g Other -	\$ -	\$ -	\$ -	\$ 35,000.00
17h Other -	\$ -	\$ -	\$ -	\$ -
17 Total	\$ 1,059.79	\$ 988.79	\$ 71.00	\$ 277,091.68

GENERAL FUND ACCOUNTS COVERING THE PERIOD JULY 1, 2018, to JUNE 30, 2019
ESTIMATE OF NEEDS FOR 2019-2020

FISCAL YEAR ENDING JUNE 30, 2019						Governmental Budget Accounts	
						FISCAL YEAR 2019-2020	
SUPPLEMENTAL ADJUSTMENTS		NET AMOUNT OF APPROPRIATIONS	WARRANTS ISSUED	RESERVES	LAPSED BALANCE KNOWN TO BE UNENCUMBERED	NEEDS AS ESTIMATED BY GOVERNING BOARD	APPROVED BY COUNTY EXCISE BOARD
ADDED	CANCELLED						
\$ -	\$ -	\$ -	\$ -	\$ -	\$ -	\$ -	\$ -
\$ -	\$ -	\$ -	\$ -	\$ -	\$ -	\$ -	\$ -
\$ -	\$ -	\$ -	\$ -	\$ -	\$ -	\$ -	\$ -
\$ -	\$ -	\$ -	\$ -	\$ -	\$ -	\$ 16,000.00	\$ 16,000.00
\$ -	\$ -	\$ -	\$ -	\$ -	\$ -	\$ -	\$ -
\$ -	\$ -	\$ -	\$ -	\$ -	\$ -	\$ -	\$ -
\$ -	\$ -	\$ -	\$ -	\$ -	\$ -	\$ -	\$ -
\$ -	\$ -	\$ -	\$ -	\$ -	\$ -	\$ 16,000.00	\$ 16,000.00
\$ -	\$ -	\$ -	\$ -	\$ -	\$ -	\$ -	\$ -
\$ -	\$ 5,000.00	\$ 252,932.08	\$ 245,587.34	\$ -	\$ 7,344.74	\$ 265,560.42	\$ 265,560.42
\$ -	\$ -	\$ 1.00	\$ -	\$ -	\$ 1.00	\$ 1.00	\$ 1.00
\$ -	\$ -	\$ 750.00	\$ 48.51	\$ -	\$ 701.49	\$ 800.00	\$ 800.00
\$ -	\$ 228.00	\$ 2,287.17	\$ 876.26	\$ -	\$ 1,410.91	\$ -	\$ -
\$ 5,228.00	\$ -	\$ 5,229.00	\$ 228.00	\$ 2,255.50	\$ 2,745.50	\$ 2,000.00	\$ 2,000.00
\$ -	\$ -	\$ -	\$ -	\$ -	\$ -	\$ -	\$ -
\$ -	\$ -	\$ -	\$ -	\$ -	\$ -	\$ -	\$ -
\$ -	\$ -	\$ -	\$ -	\$ -	\$ -	\$ -	\$ -
\$ 5,228.00	\$ 5,228.00	\$ 261,199.25	\$ 246,740.11	\$ 2,255.50	\$ 12,203.64	\$ 268,361.42	\$ 268,361.42
\$ -	\$ -	\$ 258,563.22	\$ 258,487.70	\$ -	\$ 75.52	\$ 262,639.24	\$ 262,639.24
\$ -	\$ -	\$ 749.00	\$ -	\$ -	\$ 749.00	\$ 1,500.00	\$ 1,500.00
\$ -	\$ -	\$ 1,500.00	\$ -	\$ -	\$ 1,500.00	\$ 750.00	\$ 750.00
\$ -	\$ -	\$ -	\$ -	\$ -	\$ -	\$ -	\$ -
\$ -	\$ -	\$ 1.00	\$ -	\$ -	\$ 1.00	\$ 1.00	\$ 1.00
\$ -	\$ -	\$ -	\$ -	\$ -	\$ -	\$ -	\$ -
\$ -	\$ -	\$ -	\$ -	\$ -	\$ -	\$ -	\$ -
\$ -	\$ -	\$ 260,813.22	\$ 258,487.70	\$ -	\$ 2,325.52	\$ 264,890.24	\$ 264,890.24
\$ 305.74	\$ -	\$ 206,338.94	\$ 204,230.66	\$ -	\$ 2,108.28	\$ 224,595.23	\$ 224,595.23
\$ -	\$ 305.74	\$ 194.26	\$ -	\$ -	\$ 194.26	\$ 4,500.00	\$ 4,500.00
\$ 200.00	\$ -	\$ 700.00	\$ 544.87	\$ -	\$ 155.13	\$ 6,000.00	\$ 6,000.00
\$ -	\$ 200.00	\$ 19,800.00	\$ 15,709.02	\$ 1,668.89	\$ 2,422.09	\$ 27,500.00	\$ 27,500.00
\$ -	\$ -	\$ 1,500.00	\$ 1,473.36	\$ -	\$ 26.64	\$ -	\$ -
\$ -	\$ -	\$ -	\$ -	\$ -	\$ -	\$ -	\$ -
\$ -	\$ -	\$ -	\$ -	\$ -	\$ -	\$ -	\$ -
\$ -	\$ -	\$ -	\$ -	\$ -	\$ -	\$ -	\$ -
\$ 505.74	\$ 505.74	\$ 228,533.20	\$ 221,957.91	\$ 1,668.89	\$ 4,906.40	\$ 262,595.23	\$ 262,595.23
\$ -	\$ 42,593.40	\$ 141,798.28	\$ 141,798.28	\$ -	\$ -	\$ 188,573.99	\$ 188,573.99
\$ -	\$ 1,232.89	\$ 2,267.11	\$ 2,267.11	\$ -	\$ (0.00)	\$ 5,500.00	\$ 5,500.00
\$ -	\$ 381.67	\$ 19,618.33	\$ 18,638.33	\$ 480.00	\$ 500.00	\$ 6,000.00	\$ 6,000.00
\$ 47,956.96	\$ -	\$ 80,156.96	\$ 27,067.46	\$ 52,496.38	\$ 593.12	\$ 67,000.00	\$ 67,000.00
\$ -	\$ 2,000.00	\$ -	\$ -	\$ -	\$ -	\$ 2,000.00	\$ 2,000.00
\$ -	\$ -	\$ -	\$ -	\$ -	\$ -	\$ -	\$ -
\$ -	\$ -	\$ 35,000.00	\$ 35,000.00	\$ -	\$ -	\$ -	\$ -
\$ -	\$ -	\$ -	\$ -	\$ -	\$ -	\$ -	\$ -
\$ 47,956.96	\$ 46,207.96	\$ 278,840.68	\$ 224,771.18	\$ 52,976.38	\$ 1,093.12	\$ 269,073.99	\$ 269,073.99

GENERAL FUND ACCOUNTS COVERING THE PERIOD JULY 1, 2018, to JUNE 30, 2019
ESTIMATE OF NEEDS FOR 2019-2020

EXHIBIT "A"

4c

Schedule 8(c), Report Of Prior Year's Expenditures				
DEPARTMENTS OF GOVERNMENT APPROPRIATED ACCOUNTS	FISCAL YEAR ENDING JUNE 30, 2018			ORIGINAL APPROPRIATIONS
	RESERVES	WARRANTS	BALANCE	
	6-30-2018	SINCE ISSUED	LAPSED APPROPRIATIONS	
18 JUVENILE SHELTER BUREAU: Detention				
18a Personal Services	\$ -	\$ -	\$ -	\$ 49,255.43
18b Part Time Help	\$ -	\$ -	\$ -	\$ -
18c Travel	\$ -	\$ -	\$ -	\$ -
18d Maintenance and Operation	\$ -	\$ -	\$ -	\$ -
18e Capital Outlay	\$ -	\$ -	\$ -	\$ -
18f Intergovernmental	\$ -	\$ -	\$ -	\$ -
18g Other -	\$ 5,090.00	\$ 2,070.00	\$ 3,020.00	\$ 45,000.00
18 Total	\$ 5,090.00	\$ 2,070.00	\$ 3,020.00	\$ 94,255.43
19 DISTRICT COURT:				
19a Personal Services	\$ -	\$ -	\$ -	\$ -
19b Part Time Help	\$ -	\$ -	\$ -	\$ -
19c Travel	\$ -	\$ -	\$ -	\$ -
19d Maintenance and Operation	\$ -	\$ -	\$ -	\$ -
19e Capital Outlay	\$ -	\$ -	\$ -	\$ -
19f Intergovernmental	\$ -	\$ -	\$ -	\$ -
19g Other -	\$ -	\$ -	\$ -	\$ -
19 Total	\$ -	\$ -	\$ -	\$ -
20 GENERAL GOVERNMENT				
20a Personal Services	\$ -	\$ -	\$ -	\$ -
20b Part Time Help	\$ -	\$ -	\$ -	\$ -
20c Travel	\$ -	\$ -	\$ -	\$ -
20d Maintenance and Operation	\$ -	\$ -	\$ -	\$ 50,000.00
20e Capital Outlay	\$ -	\$ -	\$ -	\$ 1.00
20f Intergovernmental	\$ 2,298.18	\$ 2,298.18	\$ -	\$ 10,800.00
20g Other -	\$ -	\$ -	\$ -	\$ 36,761.24
20h Other -	\$ -	\$ -	\$ -	\$ -
20i Other - Contingencies	\$ -	\$ -	\$ -	\$ -
20j Other -	\$ -	\$ -	\$ -	\$ -
20 Total	\$ 2,298.18	\$ 2,298.18	\$ -	\$ 97,562.24
21 EXCISE - EQUALIZATION BOARD:				
21a Personal Services	\$ -	\$ -	\$ -	\$ 1,860.06
21b Part Time Help	\$ -	\$ -	\$ -	\$ -
21c Travel	\$ -	\$ -	\$ -	\$ 850.86
21d Maintenance and Operation	\$ -	\$ -	\$ -	\$ -
21e Capital Outlay	\$ -	\$ -	\$ -	\$ -
21f Intergovernmental	\$ -	\$ -	\$ -	\$ -
21g Other -	\$ -	\$ -	\$ -	\$ -
21 Total	\$ -	\$ -	\$ -	\$ 2,710.92
22 COUNTY ELECTION EXPENSE:				
22a Personal Services	\$ -	\$ -	\$ -	\$ 81,559.87
22b Part Time Help	\$ -	\$ -	\$ -	\$ 3,500.00
22c Travel	\$ -	\$ -	\$ -	\$ 500.00
22d Maintenance and Operation	\$ -	\$ -	\$ -	\$ 11,000.00
22e Capital Outlay	\$ -	\$ -	\$ -	\$ 1,000.00
22f Intergovernmental	\$ -	\$ -	\$ -	\$ -
22g Other -	\$ -	\$ -	\$ -	\$ -
22 Total	\$ -	\$ -	\$ -	\$ 97,559.87

GENERAL FUND ACCOUNTS COVERING THE PERIOD JULY 1, 2018, to JUNE 30, 2019
ESTIMATE OF NEEDS FOR 2019-2020

EXHIBIT "A"

4d

Schedule 8(d), Report Of Prior Year's Expenditures				
DEPARTMENTS OF GOVERNMENT APPROPRIATED ACCOUNTS	FISCAL YEAR ENDING JUNE 30, 2018			ORIGINAL APPROPRIATIONS
	RESERVES	WARRANTS	BALANCE	
	6-30-2018	SINCE ISSUED	LAPSED APPROPRIATIONS	
23 INSURANCE - BENEFITS:				
23a Hospital	\$ -	\$ -	\$ -	\$ -
23b Accident	\$ -	\$ -	\$ -	\$ -
23c Life	\$ -	\$ -	\$ -	\$ -
23d Property	\$ -	\$ -	\$ -	\$ -
23e Workmans Compensation	\$ -	\$ -	\$ -	\$ -
23f Unemployment	\$ -	\$ -	\$ -	\$ -
23g Retirement	\$ -	\$ -	\$ -	\$ -
23h Self Insured	\$ -	\$ -	\$ -	\$ -
23i FICA	\$ -	\$ -	\$ -	\$ -
23j Other -	\$ -	\$ -	\$ -	\$ -
23 Total	\$ -	\$ -	\$ -	\$ -
24 COUNTY PURCHASING AGENT:				
24a Personal Services	\$ -	\$ -	\$ -	\$ -
24b Part Time Help	\$ -	\$ -	\$ -	\$ -
24c Travel	\$ -	\$ -	\$ -	\$ -
24d Maintenance and Operation	\$ -	\$ -	\$ -	\$ -
24e Capital Outlay	\$ -	\$ -	\$ -	\$ -
24f Intergovernmental	\$ -	\$ -	\$ -	\$ -
24g Other -	\$ -	\$ -	\$ -	\$ -
24 Total	\$ -	\$ -	\$ -	\$ -
25 DATA PROCESSING:				
25a Personal Services	\$ -	\$ -	\$ -	\$ -
25b Part Time Help	\$ -	\$ -	\$ -	\$ -
25c Travel	\$ -	\$ -	\$ -	\$ -
25d Maintenance and Operation	\$ -	\$ -	\$ -	\$ -
25e Capital Outlay	\$ -	\$ -	\$ -	\$ -
25f Intergovernmental	\$ -	\$ -	\$ -	\$ -
25g Other -	\$ -	\$ -	\$ -	\$ -
25 Total	\$ -	\$ -	\$ -	\$ -
26 COUNTY SUPT. OF HEALTH				
26a Personal Services	\$ -	\$ -	\$ -	\$ -
26b Part Time Help	\$ -	\$ -	\$ -	\$ -
26c Travel	\$ -	\$ -	\$ -	\$ -
26d Maintenance and Operation	\$ -	\$ -	\$ -	\$ -
26e Capital Outlay	\$ -	\$ -	\$ -	\$ -
26f Intergovernmental	\$ -	\$ -	\$ -	\$ -
26g Other -	\$ -	\$ -	\$ -	\$ -
26 Total	\$ -	\$ -	\$ -	\$ -
27 WELFARE AGENCIES:				
27a Personal Services	\$ -	\$ -	\$ -	\$ -
27b Part Time Help	\$ -	\$ -	\$ -	\$ -
27c Travel	\$ -	\$ -	\$ -	\$ -
27d Maintenance and Operation	\$ -	\$ -	\$ -	\$ -
27e Capital Outlay	\$ -	\$ -	\$ -	\$ -
27f Intergovernmental	\$ -	\$ -	\$ -	\$ -
27g Other -	\$ -	\$ -	\$ -	\$ -
27 Total	\$ -	\$ -	\$ -	\$ -

GENERAL FUND ACCOUNTS COVERING THE PERIOD JULY 1, 2018, to JUNE 30, 2019
ESTIMATE OF NEEDS FOR 2019-2020

EXHIBIT "A"

-1c

Schedule 8(e), Report Of Prior Year's Expenditures				
DEPARTMENTS OF GOVERNMENT APPROPRIATED ACCOUNTS	FISCAL YEAR ENDING JUNE 30, 2018			ORIGINAL APPROPRIATIONS
	RESERVES	WARRANTS	BALANCE	
	6-30-2018	SINCE ISSUED	LAPSED APPROPRIATIONS	
28 CHARITY:				
28a Personal Services	\$ -	\$ -	\$ -	\$ -
28b Part Time Help	\$ -	\$ -	\$ -	\$ -
28c Travel	\$ -	\$ -	\$ -	\$ -
28d Maintenance and Operation	\$ -	\$ -	\$ -	\$ -
28e Capital Outlay	\$ -	\$ -	\$ -	\$ -
28f Intergovernmental	\$ -	\$ -	\$ -	\$ -
28g Other -	\$ -	\$ -	\$ -	\$ -
28 Total	\$ -	\$ -	\$ -	\$ -
29 FIRE FIGHTING SERVICES:				
29a Personal Services	\$ -	\$ -	\$ -	\$ -
29b Part Time Help	\$ -	\$ -	\$ -	\$ -
29c Travel	\$ -	\$ -	\$ -	\$ -
29d Maintenance and Operation	\$ -	\$ -	\$ -	\$ -
29e Capital Outlay	\$ -	\$ -	\$ -	\$ -
29f Intergovernmental	\$ -	\$ -	\$ -	\$ -
29g Equipment Lease Rentals	\$ -	\$ -	\$ -	\$ -
29h Other -	\$ -	\$ -	\$ -	\$ -
29i Other -	\$ -	\$ -	\$ -	\$ -
29 Total	\$ -	\$ -	\$ -	\$ -
30 RECORDING ACCOUNT:				
30a Personal Services	\$ -	\$ -	\$ -	\$ -
30b Part Time Help	\$ -	\$ -	\$ -	\$ -
30c Travel	\$ -	\$ -	\$ -	\$ -
30d Maintenance and Operation	\$ -	\$ -	\$ -	\$ -
30e Capital Outlay	\$ -	\$ -	\$ -	\$ -
30f Intergovernmental	\$ -	\$ -	\$ -	\$ -
30g Other -	\$ -	\$ -	\$ -	\$ -
30 Total	\$ -	\$ -	\$ -	\$ -
31 COUNTY ENGINEER:				
31a Personal Services	\$ -	\$ -	\$ -	\$ -
31b Part Time Help	\$ -	\$ -	\$ -	\$ -
31c Travel	\$ -	\$ -	\$ -	\$ -
31d Maintenance and Operation	\$ -	\$ -	\$ -	\$ -
31e Capital Outlay	\$ -	\$ -	\$ -	\$ -
31f Intergovernmental	\$ -	\$ -	\$ -	\$ -
31g Other -	\$ -	\$ -	\$ -	\$ -
31h Other -	\$ -	\$ -	\$ -	\$ -
31 Total	\$ -	\$ -	\$ -	\$ -
32 LIBRARY:				
32a Personal Services	\$ -	\$ -	\$ -	\$ -
32b Part Time Help	\$ -	\$ -	\$ -	\$ -
32c Travel	\$ -	\$ -	\$ -	\$ -
32d Maintenance and Operation	\$ -	\$ -	\$ -	\$ -
32e Capital Outlay	\$ -	\$ -	\$ -	\$ -
32f Intergovernmental	\$ -	\$ -	\$ -	\$ -
32g Other -	\$ -	\$ -	\$ -	\$ -
32 Total	\$ -	\$ -	\$ -	\$ -

GENERAL FUND ACCOUNTS COVERING THE PERIOD JULY 1, 2018, to JUNE 30, 2019
ESTIMATE OF NEEDS FOR 2019-2020

EXHIBIT "A"

41

Schedule 8(f), Report Of Prior Year's Expenditures				
DEPARTMENTS OF GOVERNMENT APPROPRIATED ACCOUNTS	FISCAL YEAR ENDING JUNE 30, 2018			ORIGINAL APPROPRIATIONS
	RESERVES	WARRANTS	BALANCE	
	6-30-2018	SINCE ISSUED	LAPSED APPROPRIATIONS	
33 PUBLIC DEFENDER:				
33a Personal Services	\$ -	\$ -	\$ -	\$ -
33b Part Time Help	\$ -	\$ -	\$ -	\$ -
33c Travel	\$ -	\$ -	\$ -	\$ -
33d Maintenance and Operation	\$ -	\$ -	\$ -	\$ -
33e Capital Outlay	\$ -	\$ -	\$ -	\$ -
33f Intergovernmental	\$ -	\$ -	\$ -	\$ -
33g Other -	\$ -	\$ -	\$ -	\$ -
33h Other -	\$ -	\$ -	\$ -	\$ -
33 Total	\$ -	\$ -	\$ -	\$ -
34 CIVIL DEFENSE:				
34a Personal Services	\$ -	\$ -	\$ -	\$ -
34b Part Time Help	\$ -	\$ -	\$ -	\$ -
34c Travel	\$ -	\$ -	\$ -	\$ -
34d Maintenance and Operation	\$ -	\$ -	\$ -	\$ -
34e Capital Outlay	\$ -	\$ -	\$ -	\$ -
34f Intergovernmental	\$ -	\$ -	\$ -	\$ -
34g Other -	\$ -	\$ -	\$ -	\$ -
34 Total	\$ -	\$ -	\$ -	\$ -
36 SOLID WASTE:				
36a Personal Services	\$ -	\$ -	\$ -	\$ -
36b Part Time Help	\$ -	\$ -	\$ -	\$ -
36c Travel	\$ -	\$ -	\$ -	\$ -
36d Maintenance and Operation	\$ -	\$ -	\$ -	\$ -
36e Capital Outlay	\$ -	\$ -	\$ -	\$ -
36f Intergovernmental	\$ -	\$ -	\$ -	\$ -
36g Other -	\$ -	\$ -	\$ -	\$ -
36h Other -	\$ -	\$ -	\$ -	\$ -
36 Total	\$ -	\$ -	\$ -	\$ -
38 SOIL CONSERVATION DISTRICT:				
38a Personal Services	\$ -	\$ -	\$ -	\$ -
38b Part Time Help	\$ -	\$ -	\$ -	\$ -
38c Travel	\$ -	\$ -	\$ -	\$ -
38d Maintenance and Operation	\$ -	\$ -	\$ -	\$ -
38e Capital Outlay	\$ -	\$ -	\$ -	\$ -
38f Intergovernmental	\$ -	\$ -	\$ -	\$ -
38g Other -	\$ -	\$ -	\$ -	\$ -
38h Other -	\$ -	\$ -	\$ -	\$ -
38 Total	\$ -	\$ -	\$ -	\$ -
40 REWARD FUND:				
40a Personal Services	\$ -	\$ -	\$ -	\$ -
40b Part Time Help	\$ -	\$ -	\$ -	\$ -
40c Travel	\$ -	\$ -	\$ -	\$ -
40d Maintenance and Operation	\$ -	\$ -	\$ -	\$ -
40e Capital Outlay	\$ -	\$ -	\$ -	\$ -
40f Intergovernmental	\$ -	\$ -	\$ -	\$ -
40g Other -	\$ -	\$ -	\$ -	\$ -
40 Total	\$ -	\$ -	\$ -	\$ -

GENERAL FUND ACCOUNTS COVERING THE PERIOD JULY 1, 2018, to JUNE 30, 2019
ESTIMATE OF NEEDS FOR 2019-2020

EXHIBIT "A"

Schedule 8(g), Report Of Prior Year's Expenditures				
DEPARTMENTS OF GOVERNMENT APPROPRIATED ACCOUNTS	FISCAL YEAR ENDING JUNE 30, 2018			ORIGINAL APPROPRIATIONS
	RESERVES 6-30-2018	WARRANTS SINCE ISSUED	BALANCE LAPSED APPROPRIATIONS	
60 DETENTION CENTER				
60a Personal Services	\$ -	\$ -	\$ -	\$ 1.00
60b Part Time Help	\$ -	\$ -	\$ -	\$ -
60c Travel	\$ -	\$ -	\$ -	\$ -
60d Maintenance and Operation	\$ 36,890.66	\$ 29,356.88	\$ 7,533.78	\$ 688,762.49
60e Capital Outlay	\$ -	\$ -	\$ -	\$ 1.00
60f Intergovernmental	\$ -	\$ -	\$ -	\$ -
60g Other -	\$ -	\$ -	\$ -	\$ -
60h Other -	\$ -	\$ -	\$ -	\$ -
60 Total	\$ 36,890.66	\$ 29,356.88	\$ 7,533.78	\$ 688,762.49
61				
61a Personal Services	\$ -	\$ -	\$ -	\$ -
61b Part Time Help	\$ -	\$ -	\$ -	\$ -
61c Travel	\$ -	\$ -	\$ -	\$ -
61d Maintenance and Operation	\$ -	\$ -	\$ -	\$ -
61e Capital Outlay	\$ -	\$ -	\$ -	\$ -
61f Intergovernmental	\$ -	\$ -	\$ -	\$ -
61g Other -	\$ -	\$ -	\$ -	\$ -
61h Other -	\$ -	\$ -	\$ -	\$ -
61 Total	\$ -	\$ -	\$ -	\$ -
62				
62a Personal Services	\$ -	\$ -	\$ -	\$ -
62b Part Time Help	\$ -	\$ -	\$ -	\$ -
62c Travel	\$ -	\$ -	\$ -	\$ -
62d Maintenance and Operation	\$ -	\$ -	\$ -	\$ -
62e Capital Outlay	\$ -	\$ -	\$ -	\$ -
62f Intergovernmental	\$ -	\$ -	\$ -	\$ -
62g Other -	\$ -	\$ -	\$ -	\$ -
62h Other -	\$ -	\$ -	\$ -	\$ -
62 Total	\$ -	\$ -	\$ -	\$ -
63				
63a Personal Services	\$ -	\$ -	\$ -	\$ -
63b Part Time Help	\$ -	\$ -	\$ -	\$ -
63c Travel	\$ -	\$ -	\$ -	\$ -
63d Maintenance and Operation	\$ -	\$ -	\$ -	\$ -
63e Capital Outlay	\$ -	\$ -	\$ -	\$ -
63f Intergovernmental	\$ -	\$ -	\$ -	\$ -
63g Other -	\$ -	\$ -	\$ -	\$ -
63 Total	\$ -	\$ -	\$ -	\$ -
64				
64a Personal Services	\$ -	\$ -	\$ -	\$ -
64b Part Time Help	\$ -	\$ -	\$ -	\$ -
64c Travel	\$ -	\$ -	\$ -	\$ -
64d Maintenance and Operation	\$ -	\$ -	\$ -	\$ -
64e Capital Outlay	\$ -	\$ -	\$ -	\$ -
64f Intergovernmental	\$ -	\$ -	\$ -	\$ -
64g Other -	\$ -	\$ -	\$ -	\$ -
64 Total	\$ -	\$ -	\$ -	\$ -

GENERAL FUND ACCOUNTS COVERING THE PERIOD JULY 1, 2018, to JUNE 30, 2019
ESTIMATE OF NEEDS FOR 2019-2020

EXHIBIT "A"

41

Schedule 8(h), Report Of Prior Year's Expenditures				
DEPARTMENTS OF GOVERNMENT APPROPRIATED ACCOUNTS	FISCAL YEAR ENDING JUNE 30, 2018			ORIGINAL APPROPRIATIONS
	RESERVES 6-30-2018	WARRANTS SINCE ISSUED	BALANCE LAPSED APPROPRIATIONS	
65				
65a Personal Services	\$ -	\$ -	\$ -	
65b Part Time Help	\$ -	\$ -	\$ -	
65c Travel	\$ -	\$ -	\$ -	
65d Maintenance and Operation	\$ -	\$ -	\$ -	
65e Capital Outlay	\$ -	\$ -	\$ -	
65f Intergovernmental	\$ -	\$ -	\$ -	
65g Other -	\$ -	\$ -	\$ -	
65h Other -	\$ -	\$ -	\$ -	
65 Total	\$ -	\$ -	\$ -	
66				
66a Personal Services	\$ -	\$ -	\$ -	
66b Part Time Help	\$ -	\$ -	\$ -	
66c Travel	\$ -	\$ -	\$ -	
66d Maintenance and Operation	\$ -	\$ -	\$ -	
66e Capital Outlay	\$ -	\$ -	\$ -	
66f Intergovernmental	\$ -	\$ -	\$ -	
66g Other -	\$ -	\$ -	\$ -	
66h Other -	\$ -	\$ -	\$ -	
66 Total	\$ -	\$ -	\$ -	
67				
67a Personal Services	\$ -	\$ -	\$ -	
67b Part Time Help	\$ -	\$ -	\$ -	
67c Travel	\$ -	\$ -	\$ -	
67d Maintenance and Operation	\$ -	\$ -	\$ -	
67e Capital Outlay	\$ -	\$ -	\$ -	
67f Intergovernmental	\$ -	\$ -	\$ -	
67g Other -	\$ -	\$ -	\$ -	
67h Other -	\$ -	\$ -	\$ -	
67 Total	\$ -	\$ -	\$ -	
68				
68a Personal Services	\$ -	\$ -	\$ -	
68b Part Time Help	\$ -	\$ -	\$ -	
68c Travel	\$ -	\$ -	\$ -	
68d Maintenance and Operation	\$ -	\$ -	\$ -	
68e Capital Outlay	\$ -	\$ -	\$ -	
68f Intergovernmental	\$ -	\$ -	\$ -	
68g Other -	\$ -	\$ -	\$ -	
68 Total	\$ -	\$ -	\$ -	
69				
69a Personal Services	\$ -	\$ -	\$ -	
69b Part Time Help	\$ -	\$ -	\$ -	
69c Travel	\$ -	\$ -	\$ -	
69d Maintenance and Operation	\$ -	\$ -	\$ -	
69e Capital Outlay	\$ -	\$ -	\$ -	
69f Intergovernmental	\$ -	\$ -	\$ -	
69g Other -	\$ -	\$ -	\$ -	
69 Total	\$ -	\$ -	\$ -	

GENERAL FUND ACCOUNTS COVERING THE PERIOD JULY 1, 2018, to JUNE 30, 2019
ESTIMATE OF NEEDS FOR 2019-2020

EXHIBIT "A"

4i

Schedule 8(i), Report Of Prior Year's Expenditures				
DEPARTMENTS OF GOVERNMENT APPROPRIATED ACCOUNTS	FISCAL YEAR ENDING JUNE 30, 2018			ORIGINAL APPROPRIATIONS
	RESERVES	WARRANTS	BALANCE	
	6-30-2018	SINCE ISSUED	LAPSED APPROPRIATIONS	
80 HIGHWAY BUDGET ACCOUNT:				
80a Personal Services	\$ -	\$ -	\$ -	\$ -
80b Part Time Help	\$ -	\$ -	\$ -	\$ -
80c Travel	\$ -	\$ -	\$ -	\$ -
80d Maintenance and Operation	\$ -	\$ -	\$ -	\$ -
80e Capital Outlay	\$ -	\$ -	\$ -	\$ -
80f Intergovernmental	\$ -	\$ -	\$ -	\$ -
80g Other -	\$ -	\$ -	\$ -	\$ -
80h Other -	\$ -	\$ -	\$ -	\$ -
80j Other -	\$ -	\$ -	\$ -	\$ -
80 Total	\$ -	\$ -	\$ -	\$ -
82 COUNTY AUDIT BUDGET ACCOUNT:				
82a Salaries and Expense of Audit and Report	\$ 17,173.51	\$ -	\$ 17,173.51	\$ 17,754.32
82b Intergovernmental	\$ -	\$ -	\$ -	\$ -
82c Other -	\$ -	\$ -	\$ -	\$ -
82 Total	\$ 17,173.51	\$ -	\$ 17,173.51	\$ 17,754.32
83 COUNTY CEMETARY ACCOUNT:				
83a Personal Services	\$ -	\$ -	\$ -	\$ -
83b Part Time Help	\$ -	\$ -	\$ -	\$ -
83c Travel	\$ -	\$ -	\$ -	\$ -
83d Maintenance and Operation	\$ -	\$ -	\$ -	\$ -
83e Capital Outlay	\$ -	\$ -	\$ -	\$ -
83f Intergovernmental	\$ -	\$ -	\$ -	\$ -
83g Other -	\$ -	\$ -	\$ -	\$ -
83h Other -	\$ -	\$ -	\$ -	\$ -
83 Total	\$ -	\$ -	\$ -	\$ -
84 FREE FAIR BUDGET ACCOUNT:				
84a Personal Services	\$ -	\$ -	\$ -	\$ -
84b Part Time Help	\$ -	\$ -	\$ -	\$ -
84c Travel	\$ -	\$ -	\$ -	\$ -
84d Maintenance and Operation	\$ -	\$ -	\$ -	\$ -
84e Capital Outlay	\$ -	\$ -	\$ -	\$ -
84f Intergovernmental	\$ -	\$ -	\$ -	\$ -
84g Premiums and Awards	\$ -	\$ -	\$ -	\$ -
84h Other -	\$ -	\$ -	\$ -	\$ -
84i Other -	\$ -	\$ -	\$ -	\$ -
84 Total	\$ -	\$ -	\$ -	\$ -
86 FREE FAIR IMPROVEMENT ACCOUNT:				
86a Personal Services	\$ -	\$ -	\$ -	\$ -
86b Part Time Help	\$ -	\$ -	\$ -	\$ -
86c Travel	\$ -	\$ -	\$ -	\$ -
86d Maintenance and Operation	\$ -	\$ -	\$ -	\$ -
86e Capital Outlay	\$ -	\$ -	\$ -	\$ -
86f Intergovernmental	\$ -	\$ -	\$ -	\$ -
86g Other -	\$ -	\$ -	\$ -	\$ -
86h Other -	\$ -	\$ -	\$ -	\$ -
86 Total	\$ -	\$ -	\$ -	\$ -

GENERAL FUND ACCOUNTS COVERING THE PERIOD JULY 1, 2018, to JUNE 30, 2019
ESTIMATE OF NEEDS FOR 2019-2020

EXHIBIT "A"

4j

Schedule 8(j), Report Of Prior Year's Expenditures				
DEPARTMENTS OF GOVERNMENT APPROPRIATED ACCOUNTS	FISCAL YEAR ENDING JUNE 30, 2018			ORIGINAL APPROPRIATIONS
	RESERVES	WARRANTS	BALANCE	
	6-30-2018	SINCE ISSUED	LAPSED APPROPRIATIONS	
87 LIBRARY BUDGET ACCOUNT:				
87a Personal Services	\$ -	\$ -	\$ -	\$ -
87b Part Time Help	\$ -	\$ -	\$ -	\$ -
87c Travel	\$ -	\$ -	\$ -	\$ -
87d Maintenance and Operation	\$ -	\$ -	\$ -	\$ -
87e Capital Outlay	\$ -	\$ -	\$ -	\$ -
87f Intergovernmental	\$ -	\$ -	\$ -	\$ -
87g Other -	\$ -	\$ -	\$ -	\$ -
87 Total	\$ -	\$ -	\$ -	\$ -
88 PUBLIC HEALTH BUDGET ACCOUNT:				
88a Personal Services	\$ -	\$ -	\$ -	\$ -
88b Part Time Help	\$ -	\$ -	\$ -	\$ -
88c Travel	\$ -	\$ -	\$ -	\$ -
88d Maintenance and Operation	\$ -	\$ -	\$ -	\$ -
88e Capital Outlay	\$ -	\$ -	\$ -	\$ -
88f Intergovernmental	\$ -	\$ -	\$ -	\$ -
88g Other -	\$ -	\$ -	\$ -	\$ -
88h Other -	\$ -	\$ -	\$ -	\$ -
88 Total	\$ -	\$ -	\$ -	\$ -
89 COUNTY HOSPITAL BUDGET ACCOUNT:				
89a Personal Services	\$ -	\$ -	\$ -	\$ -
89b Part Time Help	\$ -	\$ -	\$ -	\$ -
89c Travel	\$ -	\$ -	\$ -	\$ -
89d Maintenance and Operation	\$ -	\$ -	\$ -	\$ -
89e Capital Outlay	\$ -	\$ -	\$ -	\$ -
89f Intergovernmental	\$ -	\$ -	\$ -	\$ -
89g Other -	\$ -	\$ -	\$ -	\$ -
89h Other -	\$ -	\$ -	\$ -	\$ -
89 Total	\$ -	\$ -	\$ -	\$ -
90 CHILD GUIDANCE CLINIC				
90a Personal Services	\$ -	\$ -	\$ -	\$ -
90b Part Time Help	\$ -	\$ -	\$ -	\$ -
90c Travel	\$ -	\$ -	\$ -	\$ -
90d Maintenance and Operation	\$ -	\$ -	\$ -	\$ -
90e Capital Outlay	\$ -	\$ -	\$ -	\$ -
90f Intergovernmental	\$ -	\$ -	\$ -	\$ -
90g Other -	\$ -	\$ -	\$ -	\$ -
90 Total	\$ -	\$ -	\$ -	\$ -
91 TICK ERADICATION ACCOUNT:				
91a Personal Services	\$ -	\$ -	\$ -	\$ -
91b Part Time Help	\$ -	\$ -	\$ -	\$ -
91c Travel	\$ -	\$ -	\$ -	\$ -
91d Maintenance and Operation	\$ -	\$ -	\$ -	\$ -
91e Capital Outlay	\$ -	\$ -	\$ -	\$ -
91f Intergovernmental	\$ -	\$ -	\$ -	\$ -
91g Other -	\$ -	\$ -	\$ -	\$ -
91h Other -	\$ -	\$ -	\$ -	\$ -
91 Total	\$ -	\$ -	\$ -	\$ -

GENERAL FUND ACCOUNTS COVERING THE PERIOD JULY 1, 2018, to JUNE 30, 2019
ESTIMATE OF NEEDS FOR 2019-2020

EXHIBIT "A"

4k

Schedule 8(k), Report Of Prior Year's Expenditures				
DEPARTMENTS OF GOVERNMENT APPROPRIATED ACCOUNTS	FISCAL YEAR ENDING JUNE 30, 2018			ORIGINAL APPROPRIATIONS
	RESERVES	WARRANTS	BALANCE	
	6-30-2018	SINCE ISSUED	LAPSED APPROPRIATIONS	
92 BUILDING MAINTENANCE ACCOUNT:				
92a Personal Services	\$ -	\$ -	\$ -	\$ -
92b Part Time Help	\$ -	\$ -	\$ -	\$ -
92c Travel	\$ -	\$ -	\$ -	\$ -
92d Maintenance and Operation	\$ -	\$ -	\$ -	\$ -
92e Capital Outlay	\$ -	\$ -	\$ -	\$ -
92f Intergovernmental	\$ -	\$ -	\$ -	\$ -
92g Other -	\$ -	\$ -	\$ -	\$ -
92h Other -	\$ -	\$ -	\$ -	\$ -
92j Other -	\$ -	\$ -	\$ -	\$ -
92 Total	\$ -	\$ -	\$ -	\$ -
93				
93a Personal Services	\$ -	\$ -	\$ -	\$ -
93b Part Time Help	\$ -	\$ -	\$ -	\$ -
93c Travel	\$ -	\$ -	\$ -	\$ -
93d Maintenance and Operation	\$ -	\$ -	\$ -	\$ -
93e Capital Outlay	\$ -	\$ -	\$ -	\$ -
93f Intergovernmental	\$ -	\$ -	\$ -	\$ -
93g Other -	\$ -	\$ -	\$ -	\$ -
93h Other -	\$ -	\$ -	\$ -	\$ -
93 Total	\$ -	\$ -	\$ -	\$ -
94				
94a Personal Services	\$ -	\$ -	\$ -	\$ -
94b Part Time Help	\$ -	\$ -	\$ -	\$ -
94c Travel	\$ -	\$ -	\$ -	\$ -
94d Maintenance and Operation	\$ -	\$ -	\$ -	\$ -
94e Capital Outlay	\$ -	\$ -	\$ -	\$ -
94f Intergovernmental	\$ -	\$ -	\$ -	\$ -
94g Other -	\$ -	\$ -	\$ -	\$ -
94h Other -	\$ -	\$ -	\$ -	\$ -
94 Total	\$ -	\$ -	\$ -	\$ -
98 OTHER USE:				
98a Other Deductions	\$ -	\$ -	\$ -	\$ -
98 Total	\$ -	\$ -	\$ -	\$ -
TOTAL GENERAL FUND ACCOUNT	\$ 62,797.14	\$ 34,759.45	\$ 28,037.69	\$ 2,990,771.79
SUBJECT TO WARRANT ISSUE:				
99 Provision for Interest on Warrants	\$ -	\$ -	\$ -	\$ -
GRAND TOTAL GENERAL FUND	\$ 62,797.14	\$ 34,759.45	\$ 28,037.69	\$ 2,990,771.79

ESTIMATE OF NEEDS FOR THE FISCAL YEAR
PURPOSE:
Current Expense
Pro rata share of County Assessor's Budget as determined by County Excise Board
(This amount is included in the appropriated account "17 Revaluation of Real Property".)
GRAND TOTAL - General Fund

HIGHWAY FUND ACCOUNTS COVERING THE PERIOD JULY 1, 2018, to JUNE 30, 2019
ESTIMATE OF NEEDS FOR 2019-2020

EXHIBIT "D"

1

Schedule 1, Current Balance Sheet - June 30, 2019	
	Amount
ASSETS:	
Cash Balance June 30, 2019	\$ 1,398,243.26
Investments	\$ -
TOTAL ASSETS	\$ 1,398,243.26
LIABILITIES AND RESERVES:	
Warrants Outstanding	\$ 84,806.01
Reserve for Interest on Warrants	\$ -
Reserves From Schedule 8	\$ 170,499.20
TOTAL LIABILITIES AND RESERVES	\$ 255,305.21
CASH FUND BALANCE JUNE 30, 2019	\$ 1,142,938.05
TOTAL LIABILITIES, RESERVES AND CASH FUND BALANCE	\$ 1,398,243.26

Schedule 5, Expenditures Highway Fund Cash Accounts of Current and All Prior Years	
CURRENT AND ALL PRIOR YEARS	2018-2019
Cash Balance Reported to Excise Board 6-30-2018	\$ 1,405,805.72
Cash Fund Balance Transferred Out	\$ -
Cash Fund Balance Transferred In	\$ 996.50
Adjusted Cash Balance	\$ 1,406,802.22
Miscellaneous Revenue (Schedule 4)	\$ 4,550,044.10
Cash Fund Balance Forward From Preceding Year	\$ 63,184.35
Prior Expenditures Recovered	\$ -
TOTAL RECEIPTS	\$ 4,613,228.45
TOTAL RECEIPTS AND BALANCE	\$ 6,020,030.67
Warrants of Year in Caption	\$ 4,621,787.41
Interest Paid Thereon	\$ -
TOTAL DISBURSEMENTS	\$ 4,621,787.41
CASH BALANCE JUNE 30, 2019	\$ 1,398,243.26
Reserve for Warrants Outstanding	\$ 84,806.01
Reserve for Interest on Warrants	\$ -
Reserves From Schedule 8	\$ 170,499.20
TOTAL LIABILITES AND RESERVE	\$ 255,305.21
DEFICIT: (Red Figure)	\$ -
CASH BALANCE FORWARD TO SUCCEEDING YEAR	\$ 1,142,938.05

Schedule 6, General Fund Warrant Account of Current and All Prior Years	
CURRENT AND ALL PRIOR YEARS	TOTAL
Warrants Outstanding 6-30-2018 of Year in Caption	\$ 61,871.13
Warrants Registered During Year	\$ 4,798,661.92
TOTAL	\$ 4,860,533.05
Warrants Paid During Year	\$ 4,775,727.04
Warrants Converted to Bonds or Judgements	\$ -
Warrants Cancelled	\$ -
Warrants Estopped by Statute	\$ -
TOTAL WARRANTS RETIRED	\$ 4,775,727.04
BALANCE WARRANTS OUTSTANDING JUNE 30, 2019	\$ 84,806.01

HIGHWAY FUND ACCOUNTS COVERING THE PERIOD JULY 1, 2018, to JUNE 30, 2019
ESTIMATE OF NEEDS FOR 2019-2020

Schedule 2, Revenue and Requirements - 2019-2020		
	Detail	Total
REVENUE:		
Cash Balance June 30, 2018	\$ 1,406,802.22	
Cash Fund Balance Transferred From Prior Years	\$ 63,184.35	
Miscellaneous Revenue Apportioned	\$ 4,550,044.10	
TOTAL REVENUE		\$ 6,020,030.67
REQUIREMENTS:		
Claims Paid by Warrants Issued & Transfer Fees Apportioned	\$ 4,706,593.42	
Reserves From Schedule 8	\$ 170,499.20	
Interest Paid on Warrants	\$ -	
Reserve for Interest on Warrants	\$ -	
TOTAL REQUIREMENTS		\$ 4,877,092.62
ADD: CASH FUND BALANCE AS PER BALANCE SHEET 6-30-2019		\$ 1,142,938.05
TOTAL REQUIREMENTS AND CASH FUND BALANCE		\$ 6,020,030.67

Schedule 5, (Continued)						
2017-2018	2016-2017	2015-2016	2014-2015	2013-2014	2012-2013	TOTAL
\$ 217,123.98	\$ -	\$ -	\$ -	\$ -	\$ -	\$ 1,622,929.70
\$ -	\$ -	\$ -	\$ -	\$ -	\$ -	\$ -
\$ -	\$ -	\$ -	\$ -	\$ -	\$ -	\$ 996.50
\$ 217,123.98	\$ -	\$ -	\$ -	\$ -	\$ -	\$ 1,623,926.20
\$ -	\$ -	\$ -	\$ -	\$ -	\$ -	\$ 4,550,044.10
\$ -	\$ -	\$ -	\$ -	\$ -	\$ -	\$ 63,184.35
\$ -	\$ -	\$ -	\$ -	\$ -	\$ -	\$ -
\$ -	\$ -	\$ -	\$ -	\$ -	\$ -	\$ 4,613,228.45
\$ 217,123.98	\$ -	\$ -	\$ -	\$ -	\$ -	\$ 6,237,154.65
\$ 153,939.63	\$ -	\$ -	\$ -	\$ -	\$ -	\$ 4,775,727.04
\$ -	\$ -	\$ -	\$ -	\$ -	\$ -	\$ -
\$ 153,939.63	\$ -	\$ -	\$ -	\$ -	\$ -	\$ 4,775,727.04
\$ 63,184.35	\$ -	\$ -	\$ -	\$ -	\$ -	\$ 1,461,427.61
\$ -	\$ -	\$ -	\$ -	\$ -	\$ -	\$ 84,806.01
\$ -	\$ -	\$ -	\$ -	\$ -	\$ -	\$ -
\$ -	\$ -	\$ -	\$ -	\$ -	\$ -	\$ 170,499.20
\$ -	\$ -	\$ -	\$ -	\$ -	\$ -	\$ 255,305.21
\$ -	\$ -	\$ -	\$ -	\$ -	\$ -	\$ -
\$ 63,184.35	\$ -	\$ -	\$ -	\$ -	\$ -	\$ 1,206,122.40

Schedule 6, (Continued)						
2018-2019	2017-2018	2016-2017	2015-2016	2014-2015	2013-2014	2012-2013
\$ -	\$ 61,871.13	\$ -	\$ -	\$ -	\$ -	\$ -
\$ 4,706,593.42	\$ 92,068.50	\$ -	\$ -	\$ -	\$ -	\$ -
\$ 4,706,593.42	\$ 153,939.63	\$ -	\$ -	\$ -	\$ -	\$ -
\$ 4,621,787.41	\$ 153,939.63	\$ -	\$ -	\$ -	\$ -	\$ -
\$ -	\$ -	\$ -	\$ -	\$ -	\$ -	\$ -
\$ -	\$ -	\$ -	\$ -	\$ -	\$ -	\$ -
\$ -	\$ -	\$ -	\$ -	\$ -	\$ -	\$ -
\$ 4,621,787.41	\$ 153,939.63	\$ -	\$ -	\$ -	\$ -	\$ -
\$ 84,806.01	\$ -	\$ -	\$ -	\$ -	\$ -	\$ -

HIGHWAY FUND ACCOUNTS COVERING THE PERIOD JULY 1, 2018, to JUNE 30, 2019
ESTIMATE OF NEEDS FOR 2019-2020

EXHIBIT "D"

2a

Schedule 4, Miscellaneous Revenue	2018-2019 ACCOUNT	
	AMOUNT	ACTUALLY
	ESTIMATED	COLLECTED
SOURCE		
1000 CHARGES FOR SERVICES		
1116 County Engineer Fees	\$ -	\$ -
1118 Other -	\$ -	\$ -
1119 Other -	\$ -	\$ -
1120 Other -	\$ -	\$ -
Total Charges For Services	\$ -	\$ -
INTERGOVERNMENTAL REVENUES:		
2000 INTERGOVERNMENTAL REVENUES - LOCAL SOURCES:		
2118 O.S.U. Extension Reimbursement	\$ -	\$ -
2121 Highway Budget Account Miscellaneous	\$ -	\$ -
2122 Local Participation (Project)	\$ -	\$ -
2123 Other -	\$ -	\$ -
2124 Other -	\$ -	\$ -
Total - Local Sources	\$ -	\$ -
3000 INTERGOVERNMENTAL REVENUES - STATE SOURCES:		
3120 County Sales Tax - OTC	\$ -	\$ -
3121 OTC- (0912) Gross Production Tax For Roads - Unrestricted	\$ -	\$ 1,182,512.16
3122 OTC- (1212) Diesel Fuel T68 Sec 500.7 4B For Roads - Unrestricted	\$ -	\$ 540,788.45
3123 OTC- (2012) Diesel Fuel T68 Sec 500.7 4D For Roads - Unrestricted	\$ -	\$ -
3124 OTC- (1612) Diesel Fuel - Restricted Road Maintenance - Primary	\$ -	\$ -
3125 OTC- (1112) Diesel Fuel T68 Sec 500.7 4C For Roads - Restricted	\$ -	\$ -
3126 OTC- (1012) Diesel Fuel T68 Sec 500.7 4A For Roads - Unrestricted	\$ -	\$ -
3127 OTC- (0312) Gas Excise T68 Sec 500.6 4D For Roads - Unrestricted	\$ -	\$ 1,534,959.70
3128 OTC- (1412) Gas Excise T68 Sec 500.6 4B For Roads - Unrestricted	\$ -	\$ -
3129 OTC- (2112) Gas Excise T68 Sec 500.6 4E For Roads - Unrestricted	\$ -	\$ -
3130 OTC- (1712) Gas Excise - Restricted Road Maintenance - Primary	\$ -	\$ -
3131 OTC- (0212) Gas Excise T68 Sec 500.6 4C For Roads - Restricted	\$ -	\$ -
3132 OTC- (0112) Gas Excise T68 Sec 500.6 4A For Roads - Unrestricted	\$ -	\$ -
3133 OTC- (0612) Special Fuel Use Tax 1/2¢ For Roads - Unrestricted	\$ -	\$ 153.16
3134 OTC- (0712) Special Fuel .06¢ HB1061 For Roads -Unrestricted	\$ -	\$ -
3135 OTC- (0512) Special Fuel Tax 1¢ HB549 For Roads - Unrestricted	\$ -	\$ -
3136 OTC- (COR) Special Fuel 1/2¢ HB1450 For Roads - Unrestricted	\$ -	\$ -
3137 OTC- (1912) Special Fuel-Restricted Road Maintenance - Primary	\$ -	\$ -
3138 OTC- (0412) Special Fuel Use Tax .065¢ For Roads - Unrestricted	\$ -	\$ -
3139 OTC- (0812) Motor Vehicle Collections For Roads - Unrestricted	\$ -	\$ 754,988.02
3140 OTC- (1812) Motor Vehicle Collections / County Roads - Restricted	\$ -	\$ 394,472.27
3141 OTC- (1312) Motor Vehicle Collections / Roads CRIF - Unrestricted	\$ -	\$ 71,587.52
3142 OTC- () Other -	\$ -	\$ -
3143 OTC- () Other -	\$ -	\$ -
3143 OTC- () Other -	\$ -	\$ -
Sub-Total - OTC	\$ -	\$ 4,479,461.28
3219 State Grants	\$ -	\$ -
3221 Civil Defense Reimbursement	\$ -	\$ -
3222 Emergency Management Reimbursement	\$ -	\$ -
3224 Tick Et Total Miscellaneous Revenue	\$ -	\$ -
3226 State Participation (Project)	\$ -	\$ -
3227 Other -	\$ -	\$ -
3228 Other -	\$ -	\$ -
Total State Sources	\$ -	\$ 4,479,461.28

Continued on page 2b

Tuesday, August 20, 2019

HIGHWAY FUND ACCOUNTS COVERING THE PERIOD JULY 1, 2018, to JUNE 30, 2019
ESTIMATE OF NEEDS FOR 2019-2020

2018-2019 ACCOUNT OVER (UNDER)	BASIS AND LIMIT OF ENSUING ESTIMATE	2019-2020 ACCOUNT		
		CHARGEABLE INCOME	ESTIMATED BY GOVERNING BOARD	APPROVED BY EXCISE BOARD
\$ -	90.00%	\$ -	\$ -	\$ -
\$ -	90.00%	\$ -	\$ -	\$ -
\$ -	90.00%	\$ -	\$ -	\$ -
\$ -	90.00%	\$ -	\$ -	\$ -
\$ -		\$ -	\$ -	\$ -
\$ -				
\$ -	90.00%	\$ -	\$ -	\$ -
\$ -	90.00%	\$ -	\$ -	\$ -
\$ -	90.00%	\$ -	\$ -	\$ -
\$ -	90.00%	\$ -	\$ -	\$ -
\$ -	90.00%	\$ -	\$ -	\$ -
\$ -		\$ -	\$ -	\$ -
\$ -	90.00%	\$ -	\$ -	\$ -
\$ 1,182,512.16	0.00%	\$ -	\$ -	\$ -
\$ 540,788.45	0.00%	\$ -	\$ -	\$ -
\$ -	90.00%	\$ -	\$ -	\$ -
\$ -	90.00%	\$ -	\$ -	\$ -
\$ -	90.00%	\$ -	\$ -	\$ -
\$ -	90.00%	\$ -	\$ -	\$ -
\$ 1,534,959.70	0.00%	\$ -	\$ -	\$ -
\$ -	90.00%	\$ -	\$ -	\$ -
\$ -	90.00%	\$ -	\$ -	\$ -
\$ -	90.00%	\$ -	\$ -	\$ -
\$ -	90.00%	\$ -	\$ -	\$ -
\$ -	90.00%	\$ -	\$ -	\$ -
\$ -	90.00%	\$ -	\$ -	\$ -
\$ 153.16	0.00%	\$ -	\$ -	\$ -
\$ -	90.00%	\$ -	\$ -	\$ -
\$ -	90.00%	\$ -	\$ -	\$ -
\$ -	90.00%	\$ -	\$ -	\$ -
\$ -	90.00%	\$ -	\$ -	\$ -
\$ -	90.00%	\$ -	\$ -	\$ -
\$ 754,988.02	0.00%	\$ -	\$ -	\$ -
\$ 394,472.27	0.00%	\$ -	\$ -	\$ -
\$ 71,587.52	0.00%	\$ -	\$ -	\$ -
\$ -	90.00%	\$ -	\$ -	\$ -
\$ -	90.00%	\$ -	\$ -	\$ -
\$ -	90.00%	\$ -	\$ -	\$ -
\$ 4,479,461.28		\$ -	\$ -	\$ -
\$ -	90.00%	\$ -	\$ -	\$ -
\$ -	90.00%	\$ -	\$ -	\$ -
\$ -	90.00%	\$ -	\$ -	\$ -
\$ -	90.00%	\$ -	\$ -	\$ -
\$ -	90.00%	\$ -	\$ -	\$ -
\$ -	90.00%	\$ -	\$ -	\$ -
\$ -	90.00%	\$ -	\$ -	\$ -
\$ 4,479,461.28		\$ -	\$ -	\$ -

HIGHWAY FUND ACCOUNTS COVERING THE PERIOD JULY 1, 2018, to JUNE 30, 2019
ESTIMATE OF NEEDS FOR 2019-2020

EXHIBIT "D"

2b

Schedule 4, Miscellaneous Revenue		2018-2019 ACCOUNT	
SOURCE			
	AMOUNT ESTIMATED	ACTUALLY COLLECTED	
Continued from page 2a			
4000 INTERGOVERNMENTAL REVENUES - FEDERAL SOURCES:			
4112 Federal Grants	\$ -	\$ -	
4113 J.T.P.A. Salary Reimbursement	\$ -	\$ -	
4114 Federal Emergency Management Agency (FEMA)	\$ -	\$ -	
4115 Federal Participation (Project)	\$ -	\$ -	
4116 Other -	\$ -	\$ -	
4117 Other -	\$ -	\$ -	
Total Federal Sources	\$ -	\$ -	
Grand Total Intergovernmental Revenues	\$ -	\$ 4,479,461.28	
5000 MISCELLANEOUS REVENUE:			
5111 Interest on Investments	\$ -	\$ -	
5112 Rental or Lease of County Property	\$ -	\$ -	
5113 Sale of County Property	\$ -	\$ -	
5114 Royalty	\$ -	\$ -	
5116 Insurance Recoveries	\$ -	\$ -	
5117 Insurance Reimbursement	\$ -	\$ -	
5126 Vending Machine Commissions	\$ -	\$ -	
5127 Other Concessions	\$ -	\$ -	
5129 Refunds and Reimbursements	\$ -	\$ 70,582.82	
5130 Other -	\$ -	\$ -	
5131 Other -	\$ -	\$ -	
Total Miscellaneous Revenue	\$ -	\$ 70,582.82	
6000 NON-REVENUE RECEIPTS:			
6111 Contributions from Other Funds	\$ -	\$ -	
Grand Total Highway Fund	\$ -	\$ 4,550,044.10	

Schedule 9, Highway Fund Investments						
INVESTED IN	Investments on Hand June 30, 2018	Since Purchased	LIQUIDATIONS		Barred by Court Order	Investments on Hand June 30, 2019
			By Collections of Cost	Amortized Premium		
	\$ -	\$ -	\$ -	\$ -	\$ -	\$ -
	\$ -	\$ -	\$ -	\$ -	\$ -	\$ -
	\$ -	\$ -	\$ -	\$ -	\$ -	\$ -
	\$ -	\$ -	\$ -	\$ -	\$ -	\$ -
	\$ -	\$ -	\$ -	\$ -	\$ -	\$ -
	\$ -	\$ -	\$ -	\$ -	\$ -	\$ -
	\$ -	\$ -	\$ -	\$ -	\$ -	\$ -
	\$ -	\$ -	\$ -	\$ -	\$ -	\$ -
	\$ -	\$ -	\$ -	\$ -	\$ -	\$ -
TOTAL INVESTMENTS	\$ -	\$ -	\$ -	\$ -	\$ -	\$ -

HIGHWAY FUND ACCOUNTS COVERING THE PERIOD JULY 1, 2018, to JUNE 30, 2019
ESTIMATE OF NEEDS FOR 2019-2020

2018-2019 ACCOUNT OVER (UNDER)	BASIS AND LIMIT OF ENSUING ESTIMATE	2019-2020 ACCOUNT		
		CHARGEABLE INCOME	ESTIMATED BY GOVERNING BOARD	APPROVED BY EXCISE BOARD
\$ -	90.00%	\$ -	\$ -	\$ -
\$ -	90.00%	\$ -	\$ -	\$ -
\$ -	90.00%	\$ -	\$ -	\$ -
\$ -	90.00%	\$ -	\$ -	\$ -
\$ -	90.00%	\$ -	\$ -	\$ -
\$ -	90.00%	\$ -	\$ -	\$ -
\$ -	90.00%	\$ -	\$ -	\$ -
\$ -	90.00%	\$ -	\$ -	\$ -
\$ 4,479,461.28		\$ -	\$ -	\$ -
\$ -	90.00%	\$ -	\$ -	\$ -
\$ -	90.00%	\$ -	\$ -	\$ -
\$ -	90.00%	\$ -	\$ -	\$ -
\$ -	90.00%	\$ -	\$ -	\$ -
\$ -	90.00%	\$ -	\$ -	\$ -
\$ -	90.00%	\$ -	\$ -	\$ -
\$ -	90.00%	\$ -	\$ -	\$ -
\$ -	90.00%	\$ -	\$ -	\$ -
\$ -	90.00%	\$ -	\$ -	\$ -
\$ 70,582.82	0.00%	\$ -	\$ -	\$ -
\$ -	90.00%	\$ -	\$ -	\$ -
\$ -	90.00%	\$ -	\$ -	\$ -
\$ 70,582.82		\$ -	\$ -	\$ -
\$ -	90.00%	\$ -	\$ -	\$ -
\$ 4,550,044.10		\$ -	\$ -	\$ -

HIGHWAY FUND ACCOUNTS COVERING THE PERIOD JULY 1, 2018, to JUNE 30, 2019
ESTIMATE OF NEEDS FOR 2019-2020

EXHIBIT "D"

3a

Schedule 8(a), Report Of Prior Year's Expenditures				
DEPARTMENTS OF GOVERNMENT APPROPRIATED ACCOUNTS	FISCAL YEAR ENDING JUNE 30, 2018			ORIGINAL
	RESERVES 6-30-2018	WARRANTS SINCE ISSUED	BALANCE LAPSED APPROPRIATIONS	APPROPRIATIONS
87 GENERAL GOVERNMENT ACCOUNT:				
87a Personal Services	\$ -	\$ -	\$ -	\$ -
87b Part Time Help	\$ -	\$ -	\$ -	\$ -
87c Travel	\$ -	\$ -	\$ -	\$ -
87d Maintenance and Operation	\$ -	\$ -	\$ -	\$ -
87e Capital Outlay	\$ -	\$ -	\$ -	\$ -
87f Intergovernmental	\$ -	\$ -	\$ -	\$ -
87g Other -	\$ -	\$ -	\$ -	\$ -
87 Total	\$ -	\$ -	\$ -	\$ -
88 PURCHASING ACCOUNT:				
88a Personal Services	\$ -	\$ -	\$ -	\$ -
88b Part Time Help	\$ -	\$ -	\$ -	\$ -
88c Travel	\$ -	\$ -	\$ -	\$ -
88d Maintenance and Operation	\$ -	\$ -	\$ -	\$ -
88e Capital Outlay	\$ -	\$ -	\$ -	\$ -
88f Intergovernmental	\$ -	\$ -	\$ -	\$ -
88g Other -	\$ -	\$ -	\$ -	\$ -
88h Other -	\$ -	\$ -	\$ -	\$ -
88 Total	\$ -	\$ -	\$ -	\$ -
89 LOCAL PROJECTS HIGHWAY BUDGET ACCOUNT: T-4				
89a Personal Services	\$ -	\$ -	\$ -	\$ -
89b Part Time Help	\$ -	\$ -	\$ -	\$ -
89c Travel	\$ -	\$ -	\$ -	\$ -
89d Maintenance and Operation	\$ 10,342.89	\$ 10,342.89	\$ -	\$ -
89e Capital Outlay	\$ -	\$ -	\$ -	\$ -
89f Intergovernmental	\$ -	\$ -	\$ -	\$ -
89g Other -	\$ -	\$ -	\$ -	\$ -
89h Other -	\$ -	\$ -	\$ -	\$ -
89 Total	\$ 10,342.89	\$ 10,342.89	\$ -	\$ -
90 FEMA HIGHWAY BUDGET ACCOUNT:				
90a Personal Services	\$ -	\$ -	\$ -	\$ -
90b Part Time Help	\$ -	\$ -	\$ -	\$ -
90c Travel	\$ -	\$ -	\$ -	\$ -
90d Maintenance and Operation	\$ -	\$ -	\$ -	\$ -
90e Capital Outlay	\$ -	\$ -	\$ -	\$ -
90f Intergovernmental PW1166	\$ -	\$ -	\$ -	\$ -
90g Other -	\$ -	\$ -	\$ -	\$ -
90 Total	\$ -	\$ -	\$ -	\$ -
91 OTHER _ HIGHWAY BUDGET ACCOUNT:				
91a Personal Services	\$ -	\$ -	\$ -	\$ -
91b Part Time Help	\$ -	\$ -	\$ -	\$ -
91c Travel	\$ -	\$ -	\$ -	\$ -
91d Maintenance and Operation	\$ -	\$ -	\$ -	\$ -
91e Capital Outlay	\$ -	\$ -	\$ -	\$ -
91f Intergovernmental	\$ -	\$ -	\$ -	\$ -
91g Other -	\$ -	\$ -	\$ -	\$ -
91h Other -	\$ -	\$ -	\$ -	\$ -
91 Total	\$ -	\$ -	\$ -	\$ -

HIGHWAY FUND ACCOUNTS COVERING THE PERIOD JULY 1, 2018, to JUNE 30, 2019
ESTIMATE OF NEEDS FOR 2019-2020

EXHIBIT "D"

3b

Schedule 8(b), Report Of Prior Year's Expenditures				
DEPARTMENTS OF GOVERNMENT APPROPRIATED ACCOUNTS	FISCAL YEAR ENDING JUNE 30, 2018			ORIGINAL
	RESERVES 6-30-2018	WARRANTS SINCE ISSUED	BALANCE LAPSED APPROPRIATIONS	APPROPRIATIONS
92 UNRESTRICTED HIGHWAY BUDGET ACCOUNT: #1				
92a Personal Services	\$ -	\$ -	\$ -	\$ -
92b Part Time Help	\$ -	\$ -	\$ -	\$ -
92c Travel	\$ 800.00	\$ 902.52	\$ (102.52)	\$ -
92d Maintenance and Operation	\$ 33,341.85	\$ 28,710.93	\$ 4,630.92	\$ -
92e Capital Outlay	\$ -	\$ -	\$ -	\$ -
92f Intergovernmental	\$ -	\$ -	\$ -	\$ -
92g Machinery and Equipment Lease Rental	\$ -	\$ -	\$ -	\$ -
92h Other -	\$ -	\$ -	\$ -	\$ -
92j Other -	\$ -	\$ -	\$ -	\$ -
92 Total	\$ 34,141.85	\$ 29,613.45	\$ 4,528.40	\$ -
93 RESTRICTED HIGHWAY BUDGET ACCOUNT: #2				
93a Personal Services	\$ -	\$ -	\$ -	\$ -
93b Part Time Help	\$ -	\$ -	\$ -	\$ -
93c Travel	\$ -	\$ -	\$ -	\$ -
93d Maintenance and Operation	\$ 30,883.44	\$ 25,574.49	\$ 5,308.95	\$ -
93e Capital Outlay	\$ -	\$ -	\$ -	\$ -
93f Intergovernmental Equip rental	\$ -	\$ -	\$ -	\$ -
93g Other -	\$ -	\$ -	\$ -	\$ -
93h Other -	\$ -	\$ -	\$ -	\$ -
93 Total	\$ 30,883.44	\$ 25,574.49	\$ 5,308.95	\$ -
94 PRIMARY ROADS HIGHWAY BUDGET ACCOUNT: #3				
94a Personal Services	\$ -	\$ -	\$ -	\$ -
94b Part Time Help	\$ -	\$ -	\$ -	\$ -
94c Travel	\$ 1,200.00	\$ 838.76	\$ 361.24	\$ -
94d Maintenance and Operation	\$ 74,487.21	\$ 21,806.45	\$ 52,680.76	\$ -
94e Capital Outlay	\$ 2,000.00	\$ 1,695.00	\$ 305.00	\$ -
94f Intergovernmental Equip rental	\$ -	\$ -	\$ -	\$ -
94g Other -	\$ 2,197.46	\$ 2,197.46	\$ -	\$ -
94h Other -	\$ -	\$ -	\$ -	\$ -
94 Total	\$ 79,884.67	\$ 26,537.67	\$ 53,347.00	\$ -
98 OTHER USE:				
98a Other Deductions	\$ -	\$ -	\$ -	\$ -
98 Total	\$ -	\$ -	\$ -	\$ -
TOTAL HIGHWAY FUND ACCOUNT	\$ 155,252.85	\$ 92,068.50	\$ 63,184.35	\$ -
SUBJECT TO WARRANT ISSUE:				
99 Provision for Interest on Warrants	\$ -	\$ -	\$ -	\$ -
GRAND TOTAL HIGHWAY FUND	\$ 155,252.85	\$ 92,068.50	\$ 63,184.35	\$ -

ESTIMATE OF NEEDS FOR THE FISCAL YEAR	
PURPOSE:	
Current Expense	
Highway Funds are appropriated monthly. Funds cannot be encumbered until appropriations are made.	
The "Governmental Budget Accounts" for Fiscal Year 2019-2020, are presented for financial forecasting purposes only!	
GRAND TOTAL - CO-OP FUND	

HIGHWAY FUND ACCOUNTS COVERING THE PERIOD JULY 1, 2018, to JUNE 30, 2019
ESTIMATE OF NEEDS FOR 2019-2020

Governmental Budget Accounts							
FISCAL YEAR ENDING JUNE 30, 2019				FISCAL YEAR 2019-2020			
SUPPLEMENTAL		NET AMOUNT	WARRANTS	RESERVES	LAPSED	NEEDS AS	APPROVED BY
ADJUSTMENTS		OF	ISSUED		BALANCE	ESTIMATED BY	COUNTY
ADDED		APPROPRIATIONS			KNOWN TO BE	GOVERNING	EXCISE BOARD
CANCELLED					UNENCUMBERED	BOARD	
\$ 746,133.15	\$ -	\$ 746,133.15	\$ 746,133.15	\$ -	\$ -	\$ -	\$ -
\$ 25,971.24	\$ -	\$ 25,971.24	\$ 25,971.24	\$ -	\$ -	\$ -	\$ -
\$ 10,838.54	\$ -	\$ 10,838.54	\$ 8,104.84	\$ 800.00	\$ 1,933.70	\$ -	\$ -
\$ 571,870.07	\$ -	\$ 571,870.07	\$ 492,217.45	\$ 43,924.87	\$ 35,727.75	\$ -	\$ -
\$ 2,233.99	\$ -	\$ 2,233.99	\$ 2,070.00	\$ -	\$ 163.99	\$ -	\$ -
\$ -	\$ -	\$ -	\$ -	\$ -	\$ -	\$ -	\$ -
\$ 214,371.72	\$ -	\$ 214,371.72	\$ 214,371.68	\$ -	\$ 0.04	\$ -	\$ -
\$ -	\$ -	\$ -	\$ -	\$ -	\$ -	\$ -	\$ -
\$ -	\$ -	\$ -	\$ -	\$ -	\$ -	\$ -	\$ -
\$ -	\$ -	\$ -	\$ -	\$ -	\$ -	\$ -	\$ -
\$1,571,418.71	\$ -	\$ 1,571,418.71	\$ 1,488,868.36	\$ 44,724.87	\$ 37,825.48	\$ -	\$ -
\$ 686,969.60	\$ -	\$ 686,969.60	\$ 686,969.60	\$ -	\$ -	\$ -	\$ -
\$ -	\$ -	\$ -	\$ -	\$ -	\$ -	\$ -	\$ -
\$ 12,456.93	\$ -	\$ 12,456.93	\$ 9,399.78	\$ 1,200.00	\$ 1,857.15	\$ -	\$ -
\$ 303,576.26	\$ -	\$ 303,576.26	\$ 286,337.49	\$ 13,718.60	\$ 3,520.17	\$ -	\$ -
\$ 9,731.10	\$ -	\$ 9,731.10	\$ 8,633.81	\$ 679.98	\$ 417.31	\$ -	\$ -
\$ 302,124.12	\$ -	\$ 302,124.12	\$ 302,124.12	\$ -	\$ -	\$ -	\$ -
\$ -	\$ -	\$ -	\$ -	\$ -	\$ -	\$ -	\$ -
\$ -	\$ -	\$ -	\$ -	\$ -	\$ -	\$ -	\$ -
\$1,314,858.01	\$ -	\$ 1,314,858.01	\$ 1,293,464.80	\$ 15,598.58	\$ 5,794.63	\$ -	\$ -
\$ 836,851.44	\$ -	\$ 836,851.44	\$ 836,851.44	\$ -	\$ -	\$ -	\$ -
\$ 15,684.56	\$ -	\$ 15,684.56	\$ 15,684.56	\$ -	\$ -	\$ -	\$ -
\$ 19,290.89	\$ -	\$ 19,290.89	\$ 9,514.10	\$ 1,200.00	\$ 8,576.79	\$ -	\$ -
\$ 890,311.08	\$ -	\$ 890,311.08	\$ 410,499.37	\$ 104,390.97	\$ 375,420.74	\$ -	\$ -
\$ 50,793.64	\$ -	\$ 50,793.64	\$ 35,693.51	\$ -	\$ 15,100.13	\$ -	\$ -
\$ 270,387.91	\$ -	\$ 270,387.91	\$ 268,190.45	\$ 2,197.46	\$ (0.00)	\$ -	\$ -
\$ -	\$ -	\$ -	\$ -	\$ -	\$ -	\$ -	\$ -
\$ -	\$ -	\$ -	\$ -	\$ -	\$ -	\$ -	\$ -
\$2,083,319.52	\$ -	\$ 2,083,319.52	\$ 1,576,433.43	\$ 107,788.43	\$ 399,097.66	\$ -	\$ -
\$ -	\$ -	\$ -	\$ -	\$ -	\$ -	\$ -	\$ -
\$ -	\$ -	\$ -	\$ -	\$ -	\$ -	\$ -	\$ -
\$5,593,767.01	\$ -	\$ 5,593,767.01	\$ 4,706,593.42	\$ 170,499.20	\$ 716,674.39	\$ -	\$ -
\$ -	\$ -	\$ -	\$ -	\$ -	\$ -	\$ -	\$ -
\$5,593,767.01	\$ -	\$ 5,593,767.01	\$ 4,706,593.42	\$ 170,499.20	\$ 716,674.39	\$ -	\$ -

	Estimate of Needs by Governing Board	Approved by County Excise Board
	\$ -	\$ -
	\$ -	\$ -

HEALTH FUND ACCOUNTS COVERING THE PERIOD JULY 1, 2018, to JUNE 30, 2019
ESTIMATE OF NEEDS FOR 2019-2020

EXHIBIT "E"

PAGE 1

Schedule 1, Current Balance Sheet - June 30, 2019		Amount
ASSETS:		
Cash Balance June 30, 2018	\$	354,818.15
Investments	\$	-
TOTAL ASSETS	\$	354,818.15
LIABILITIES AND RESERVES:		
Warrants Outstanding	\$	7,106.85
Reserve for Interest on Warrants	\$	-
Reserves From Schedule 8	\$	54,756.90
TOTAL LIABILITIES AND RESERVES	\$	61,863.75
CASH FUND BALANCE JUNE 30, 2019	\$	292,954.40
TOTAL LIABILITIES, RESERVES AND CASH FUND BALANCE	\$	354,818.15

Schedule 2, Revenue and Requirements - 2019-2020		
	Detail	Total
REVENUE:		
Cash Balance June 30, 2018	\$	-
Cash Fund Balance Transferred From Prior Years	\$	15,728.20
Current Ad Valorem Tax Apportioned	\$	175,817.60
Miscellaneous Revenue Apportioned	\$	12,159.84
TOTAL REVENUE		\$ 203,705.64
REQUIREMENTS:		
Claims Paid by Warrants Issued	\$	132,932.14
Reserves From Schedule 8	\$	54,756.90
Interest Paid on Warrants	\$	-
Reserve for Interest on Warrants	\$	-
TOTAL REQUIREMENTS		\$ 187,689.04
ADD: CASH FUND BALANCE AS PER BALANCE SHEET 6-30-2019		\$ 292,954.40
TOTAL REQUIREMENTS AND CASH FUND BALANCE		\$ 480,643.44

Schedule 3, Cash Fund Balance Analysis - June 30, 2019		Amount
ADDITIONS:		
Miscellaneous Revenue Collected in Excess of Estimates-Net	\$	12,159.84
Warrants Estopped, Cancelled or Converted	\$	-
Fiscal Year 2018-2019 Lapsed Appropriations	\$	257,421.43
Fiscal Year 2017-2018 Lapsed Appropriations	\$	11,796.78
Ad Valorem Tax Collections in Excess of Estimate	\$	10,990.86
Prior Years Ad Valorem Tax	\$	3,931.42
TOTAL ADDITIONS	\$	296,300.33
DEDUCTIONS:		
Supplemental Appropriations	\$	3,345.93
Current Tax in Process of Collection	\$	-
TOTAL DEDUCTIONS	\$	3,345.93
Cash Fund Balance as per Balance Sheet 6-30-2019	\$	292,954.40
Composition of Cash Fund Balance:		
Cash	\$	292,954.40
Cash Fund Balance as per Balance Sheet 6-30-2019	\$	292,954.40

HEALTH FUND ACCOUNTS COVERING THE PERIOD JULY 1, 2018, to JUNE 30, 2019
ESTIMATE OF NEEDS FOR 2019-2020

EXHIBIT "E"

2a

Schedule 4, Miscellaneous Revenue	2018-2019 ACCOUNT	
	AMOUNT	ACTUALLY
	ESTIMATED	COLLECTED
SOURCE		
1000 CHARGES FOR SERVICES		
1111 Clinical Services	\$ -	\$ -
1112 Laboratory Services	\$ -	\$ -
1113 Immunizations	\$ -	\$ -
1114 Dental Service Fees	\$ -	\$ -
1115 Child Guidance Services	\$ -	\$ -
1116 Early Test-Early Care	\$ -	\$ -
1117 Food Service Test and Certification	\$ -	\$ -
1118 Pool/Spa Certification	\$ -	\$ -
1119 Sewage and Perk Test	\$ -	\$ -
1120 Public Bathing Licenses	\$ -	\$ -
1121 Other Licenses	\$ -	\$ -
1122 Miscellaneous Health Fees	\$ -	\$ -
1123 Other -	\$ -	\$ -
1124 Other -	\$ -	\$ -
1125 Other -	\$ -	\$ -
Total Charges For Services	\$ -	\$ -
INTERGOVERNMENTAL REVENUE		
2000 INTERGOVERNMENTAL REVENUE - LOCAL SOURCES:		
2111 Mobile Home Tax	\$ -	\$ -
2112 Housing Authority Payments in Lieu of Tax Revenue	\$ -	\$ -
2113 Revaluation of Real Property Reimbursements	\$ -	\$ -
2114 Manufacturing Exempt Reimbursement	\$ -	\$ -
2115 Public Health Contributions	\$ -	\$ -
2116 Perinatal Health Program	\$ -	\$ -
2117 Community Care - HMO	\$ -	\$ -
2118 Other -	\$ -	\$ -
2124 Other -	\$ -	\$ -
Total - Local Sources	\$ -	\$ -
3000 INTERGOVERNMENTAL REVENUES - STATE SOURCES:		
3211 State Land Payments	\$ -	\$ -
3212 State Payments in Lieu of Tax Revenue	\$ -	\$ 8,842.82
3213 Homestead Exemption Reimbursement	\$ -	\$ -
3214 Additional Homestead Exemption Reimbursement	\$ -	\$ -
3215 State Grants	\$ -	\$ -
3216 Oklahoma Dept. of Environmental Quality	\$ -	\$ -
3217 STD Program (State)	\$ -	\$ -
3218 Water Resources Board	\$ -	\$ -
3219 Oklahoma Conservation Commission	\$ -	\$ -
3220 Welfare Agencii Sub-Total - OTC	\$ -	\$ -
3221 Early Intervention (State)	\$ -	\$ -
3222 Eldercare	\$ -	\$ -
3223 Child Abuse Prevention	\$ -	\$ -
3224 Adolescent Health - State	\$ -	\$ -
3225 TB - State	\$ -	\$ -
3226 Other State Reimbursements	\$ -	\$ -
3227 Other -	\$ -	\$ -
3228 Other -	\$ -	\$ -
Total - State Sources	\$ -	\$ 8,842.82

Continued on page 2b

Tuesday, August 20, 2019

HEALTH FUND ACCOUNTS COVERING THE PERIOD JULY 1, 2018, to JUNE 30, 2019
ESTIMATE OF NEEDS FOR 2019-2020

EXHIBIT "E"

2b

Schedule 4, Miscellaneous Revenue		
SOURCE	2018-2019 ACCOUNT	
	AMOUNT	ACTUALLY
	ESTIMATED	COLLECTED
Continued from page 2a		
4000 INTERGOVERNMENTAL REVENUES - FEDERAL SOURCES:		
4111 Federal Grants	\$ -	\$ -
4112 Federal Payments in Lieu of Tax Revenues	\$ -	\$ -
4113 Bureau of Land Management	\$ -	\$ -
4114 Adolescent Health - Federal	\$ -	\$ -
4115 Women Infants and Children	\$ -	\$ -
4116 Maternity Care (Medicaid)	\$ -	\$ -
4117 EPSDT (Medicaid)	\$ -	\$ -
4118 Family Planning (Medicaid)	\$ -	\$ -
4119 Early Intervention (Federal)	\$ -	\$ -
4120 Oklahoma Dept. of Environmental Quality (Federal)	\$ -	\$ -
4121 STD Program (Federal)	\$ -	\$ -
4122 Ryan-White Program	\$ -	\$ -
4123 Immunization Action Plan	\$ -	\$ -
4124 Direct Observed Therapy	\$ -	\$ -
4125 Summer Food Service	\$ -	\$ -
4126 Other -	\$ -	\$ -
4127 Other -	\$ -	\$ -
4128 Other -	\$ -	\$ -
Total Federal Sources	\$ -	\$ -
Grand Total Intergovernmental Revenues	\$ -	\$ 8,842.82
5000 MISCELLANEOUS REVENUE:		
5111 Interest on Investments	\$ -	\$ 1,125.80
5112 Insurance Recoveries	\$ -	\$ -
5113 Insurance Reimbursements	\$ -	\$ -
5114 Copies	\$ -	\$ -
5115 Return Check Charges	\$ -	\$ -
5116 Utility Reimbursements	\$ -	\$ -
5117 Other Refunds and Reimbursements	\$ -	\$ -
5118 Resale Property Fund Distribution	\$ -	\$ -
5119 Sale of Property	\$ -	\$ -
5120 Sale of Equipment	\$ -	\$ -
5121 Vending Machine Commissions	\$ -	\$ -
5122 Other Concessions	\$ -	\$ -
5123 Public Records Fee	\$ -	\$ -
5124 Record Search Fee	\$ -	\$ -
5125 Car Seat Sales	\$ -	\$ -
5126 Health Fairs	\$ -	\$ -
5127 Salvage Sales	\$ -	\$ -
5128 Project Women	\$ -	\$ -
5129 Community Care - HMO	\$ -	\$ -
5130 Other - Misc.	\$ -	\$ 2,191.22
5131 Other -	\$ -	\$ -
5132 Other -	\$ -	\$ -
Total Miscellaneous Revenue	\$ -	\$ 3,317.02
6000 NON-REVENUE RECEIPTS:		
6111 Contributions from Other Funds	\$ -	\$ -
Grand Total Health Fund	\$ -	\$ 12,159.84

HEALTH FUND ACCOUNTS COVERING THE PERIOD JULY 1, 2018, to JUNE 30, 2019
ESTIMATE OF NEEDS FOR 2019-2020

EXHIBIT "E"

Schedule 5, Expenditures Health Fund Cash Accounts of Current and All Prior Years	
CURRENT AND ALL PRIOR YEARS	2018-2019
Cash Balance Reported to Excise Board 6-30-2018	\$ 276,937.80
Cash Fund Balance Transferred Out	\$ -
Cash Fund Balance Transferred In	\$ -
Adjusted Cash Balance	\$ 276,937.80
Ad Valorem Tax Apportioned To Year In Caption	\$ 175,817.60
Miscellaneous Revenue (Schedule 4)	\$ 12,159.84
Cash Fund Balance Forward From Preceding Year	\$ 15,728.20
Prior Expenditures Recovered	\$ -
TOTAL RECEIPTS	\$ 203,705.64
TOTAL RECEIPTS AND BALANCE	\$ 480,643.44
Warrants of Year in Caption	\$ 125,825.29
Interest Paid Thereon	\$ -
TOTAL DISBURSEMENTS	\$ 125,825.29
CASH BALANCE JUNE 30, 2019	\$ 354,818.15
Reserve for Warrants Outstanding	\$ 7,106.85
Reserve for Interest on Warrants	\$ -
Reserves From Schedule 8	\$ 54,756.90
TOTAL LIABILITES AND RESERVE	\$ 61,863.75
DEFICIT: (Red Figure)	\$ -
CASH BALANCE FORWARD TO SUCCEEDING YEAR	\$ 292,954.40

Schedule 6, Health Fund Warrant Account of Current and All Prior Years	
CURRENT AND ALL PRIOR YEARS	TOTAL
Warrants Outstanding 6-30-2018 of Year in Caption	\$ 12,382.83
Warrants Registered During Year	\$ 157,687.62
TOTAL	\$ 170,070.45
Warrants Paid During Year	\$ 162,963.60
Warrants Converted to Bonds or Judgements	\$ -
Warrants Cancelled	\$ -
Warrants Estopped by Statute	\$ -
TOTAL WARRANTS RETIRED	\$ 162,963.60
BALANCE WARRANTS OUTSTANDING JUNE 30, 2019	\$ 7,106.85

Schedule 7, 2018 Ad Valorem Tax Account				
2018 Net Valuation Certified To County Excise Board	\$	177,754,328.00	1.020 Mills	Amount
Total Proceeds of Levy as Certified	\$	181,309.41		
Additions:	\$	-		
Deductions:	\$	-		
Gross Balance Tax	\$	181,309.41		
Less Reserve for Delinquent Tax	\$	16,482.67		
Reserve for Protest Pending	\$	-		
Balance Available Tax	\$	164,826.74		
Deduct 2018 Tax Apportioned	\$	175,817.60		
Net Balance 2018 Tax in Process of Collection or	\$	-		
Excess Collections	\$	10,990.86		

HEALTH FUND ACCOUNTS COVERING THE PERIOD JULY 1, 2018, to JUNE 30, 2019
ESTIMATE OF NEEDS FOR 2019-2020

EXHIBIT "E"

Schedule 8(a), Report Of Prior Year's Expenditures				
DEPARTMENTS OF GOVERNMENT APPROPRIATED ACCOUNTS	FISCAL YEAR ENDING JUNE 30, 2018			ORIGINAL
	RESERVES 6-30-2018	WARRANTS SINCE ISSUED	BALANCE LAPSED APPROPRIATIONS	APPROPRIATIONS
92 COUNTY HEALTH BUDGET ACCOUNT:				
92a Personal Services	\$ 31,152.00	\$ 21,659.92	\$ 9,492.08	\$ 160,000.00
92b Part Time Help	\$ -	\$ -	\$ -	\$ -
92c Travel	\$ 770.00	\$ 54.52	\$ 715.48	\$ 5,000.00
92d Maintenance and Operation	\$ 4,630.26	\$ 3,041.04	\$ 1,589.22	\$ 160,000.00
92e Capital Outlay	\$ -	\$ -	\$ -	\$ 116,764.54
92f Intergovernmental	\$ -	\$ -	\$ -	\$ -
92g Other -	\$ -	\$ -	\$ -	\$ -
92h Other -	\$ -	\$ -	\$ -	\$ -
92j Other -	\$ -	\$ -	\$ -	\$ -
92 Total	\$ 36,552.26	\$ 24,755.48	\$ 11,796.78	\$ 441,764.54
93				
93a Personal Services	\$ -	\$ -	\$ -	\$ -
93b Part Time Help	\$ -	\$ -	\$ -	\$ -
93c Travel	\$ -	\$ -	\$ -	\$ -
93d Maintenance and Operation	\$ -	\$ -	\$ -	\$ -
93e Capital Outlay	\$ -	\$ -	\$ -	\$ -
93f Intergovernmental	\$ -	\$ -	\$ -	\$ -
93g Other -	\$ -	\$ -	\$ -	\$ -
93h Other -	\$ -	\$ -	\$ -	\$ -
93 Total	\$ -	\$ -	\$ -	\$ -
94				
94a Personal Services	\$ -	\$ -	\$ -	\$ -
94b Part Time Help	\$ -	\$ -	\$ -	\$ -
94c Travel	\$ -	\$ -	\$ -	\$ -
94d Maintenance and Operation	\$ -	\$ -	\$ -	\$ -
94e Capital Outlay	\$ -	\$ -	\$ -	\$ -
94f Intergovernmental	\$ -	\$ -	\$ -	\$ -
94g Other -	\$ -	\$ -	\$ -	\$ -
94h Other -	\$ -	\$ -	\$ -	\$ -
94 Total	\$ -	\$ -	\$ -	\$ -
98 OTHER USES:				
98a Other Deductions	\$ -	\$ -	\$ -	\$ -
98 Total	\$ -	\$ -	\$ -	\$ -
TOTAL GENERAL FUND ACCOUNT	\$ 36,552.26	\$ 24,755.48	\$ 11,796.78	\$ 441,764.54
SUBJECT TO WARRANT ISSUE:				
99 Provision for Interest on Warrants	\$ -	\$ -	\$ -	\$ -
GRAND TOTAL GENERAL FUND	\$ 36,552.26	\$ 24,755.48	\$ 11,796.78	\$ 441,764.54

Tuesday, August 20, 2019

ESTIMATE OF NEEDS FOR THE FISCAL YEAR	
PURPOSE:	
Current Expense	
Pro rata share of County Assessor's Budget as determined by County Excise Board	
GRAND TOTAL - General Fund	

SPECIAL REVENUE FUND ACCOUNTS COVERING THE PERIOD JULY 1, 2018, to JUNE 30, 2019
ESTIMATE OF NEEDS FOR 2019-2020

EXHIBIT "I"

Page 1

Special Revenue Fund Accounts:	Em Mg SLA Fund	CC Ed Fac Auth Fund	Sher. Rec. JAG Fund
Schedule 1, Detail of Bond and Coupon Indebtedness as of June 30, 2019	2018-2019	2018-2019	2018-2019
CURRENT YEAR	Amount	Amount	Amount
ASSETS:			
Cash Balance June 30, 2019	\$ 3,921.47	\$ 136,938.25	\$ -
Investments	\$ -	\$ -	\$ -
TOTAL ASSETS	\$ 3,921.47	\$ 136,938.25	\$ -
LIABILITIES AND RESERVES:			
Warrants Outstanding	\$ -	\$ -	\$ -
Reserve for Interest on Warrants	\$ -	\$ -	\$ -
Reserves From Schedule 8	\$ -	\$ 4,000.00	\$ -
TOTAL LIABILITIES AND RESERVES	\$ -	\$ 4,000.00	\$ -
CASH FUND BALANCE JUNE 30, 2019	\$ 3,921.47	\$ 132,938.25	\$ -
TOTAL LIABILITIES, RESERVES AND CASH FUND BALANCE	\$ 3,921.47	\$ 136,938.25	\$ -

Schedule 5, Expenditures Special Revenue Fund Accounts of Current Year	2018-2019	2018-2019	2018-2019
CURRENT YEAR	Amount	Amount	Amount
Cash Balance Reported to Excise Board 6-30-2018	\$ 18,426.95	\$ 119,819.75	\$ 32.84
Cash Fund Balance Transferred Out	\$ -	\$ -	\$ (32.84)
Cash Fund Balance Transferred In	\$ -	\$ -	\$ -
Adjusted Cash Balance	\$ 18,426.95	\$ 119,819.75	\$ -
Ad Valorem Tax Apportioned To Year In Caption	\$ -	\$ -	\$ -
Miscellaneous Revenue (Schedule 4)	\$ 11,250.00	\$ 17,218.50	\$ -
Cash Fund Balance Forward From Preceding Year	\$ -	\$ (100.00)	\$ -
Prior Expenditures Recovered	\$ -	\$ -	\$ -
TOTAL RECEIPTS	\$ 11,250.00	\$ 17,118.50	\$ -
TOTAL RECEIPTS AND BALANCE	\$ 29,676.95	\$ 136,938.25	\$ -
Warrants of Year in Caption	\$ 25,755.48	\$ -	\$ -
Interest Paid Thereon	\$ -	\$ -	\$ -
TOTAL DISBURSEMENTS	\$ 25,755.48	\$ -	\$ -
CASH BALANCE JUNE 30, 2019	\$ 3,921.47	\$ 136,938.25	\$ -
Reserve for Warrants Outstanding	\$ -	\$ -	\$ -
Reserve for Interest on Warrants	\$ -	\$ -	\$ -
Reserves From Schedule 8	\$ -	\$ 4,000.00	\$ -
TOTAL LIABILITIES AND RESERVE	\$ -	\$ 4,000.00	\$ -
DEFICIT: (Red Figure)	\$ -	\$ -	\$ -
CASH FUND BALANCE FORWARD TO SUCCEEDING YEAR	\$ 3,921.47	\$ 132,938.25	\$ -

Schedule 6, Special Revenue Fund Warrant Accounts of Current Year	2018-2019	2018-2019	2018-2019
CURRENT YEAR	Amount	Amount	Amount
Warrants Outstanding 6-30-2018 of Year in Caption	\$ 7,834.40	\$ -	\$ -
Warrants Registered During Year	\$ 25,755.48	\$ 2,900.00	\$ -
TOTAL	\$ 33,589.88	\$ 2,900.00	\$ -
Warrants Paid During Year	\$ 33,589.88	\$ 2,900.00	\$ -
Warrants Coverted to Bonds or Judgements	\$ -	\$ -	\$ -
Warrants Cancelled	\$ -	\$ -	\$ -
Warrants Estopped by Statute	\$ -	\$ -	\$ -
TOTAL WARRANTS RETIRED	\$ 33,589.88	\$ 2,900.00	\$ -
BALANCE WARRANTS OUTSTANDING JUNE 30, 2019	\$ -	\$ -	\$ -

SPECIAL REVENUE FUND ACCOUNTS COVERING THE PERIOD JULY 1, 2018, to JUNE 30, 2019
ESTIMATE OF NEEDS FOR 2019-2020

EXHIBIT "I"

Sugar Creek Amb Fund	Court Clerk OBV Fund	Fund	Highway T-8 Fund	CCGBA O/E Fund	Law Library Fund	
2018-2019	2018-2019	2018-2019	2018-2019	2018-2019	2018-2019	
Amount	Amount	Amount	Amount	Amount	Amount	Total
\$ 1,185.42	\$ 8.48	\$ -	\$ 913,941.94	\$ -	\$ 4,177.22	\$ 1,060,172.78
\$ -	\$ -	\$ -	\$ -	\$ -	\$ -	\$ -
\$ 1,185.42	\$ 8.48	\$ -	\$ 913,941.94	\$ -	\$ 4,177.22	\$ 1,060,172.78
\$ -	\$ -	\$ -	\$ 1,412.89	\$ -	\$ -	\$ 1,412.89
\$ -	\$ -	\$ -	\$ -	\$ -	\$ -	\$ -
\$ -	\$ -	\$ -	\$ 39,999.75	\$ -	\$ -	\$ 39,999.75
\$ -	\$ -	\$ -	\$ 41,412.64	\$ -	\$ -	\$ 41,412.64
\$ 1,185.42	\$ 8.48	\$ -	\$ 872,529.30	\$ -	\$ 4,177.22	\$ 1,014,760.14
\$ 1,185.42	\$ 8.48	\$ -	\$ 913,941.94	\$ -	\$ 4,177.22	\$ 1,060,172.78

2018-2019	2018-2019	2018-2019	2018-2019	2018-2019	2018-2019	TOTAL
Amount	Amount	Amount	Amount	Amount	Amount	
\$ 447.78	\$ 8.48	\$ -	\$ 505,719.32	\$ 757,398.60	\$ 4,077.28	\$ 1,405,931.00
\$ -	\$ -	\$ -	\$ -	\$ -	\$ -	\$ (32.84)
\$ -	\$ -	\$ -	\$ -	\$ -	\$ -	\$ -
\$ 447.78	\$ 8.48	\$ -	\$ 505,719.32	\$ 757,398.60	\$ 4,077.28	\$ 1,405,898.16
\$ -	\$ -	\$ -	\$ -	\$ -	\$ -	\$ -
\$ 191,804.07	\$ -	\$ -	\$ 686,897.66	\$ (750,548.60)	\$ 21,748.20	\$ 178,369.83
\$ -	\$ -	\$ -	\$ 7,717.58	\$ -	\$ -	\$ 7,617.58
\$ -	\$ -	\$ -	\$ -	\$ -	\$ -	\$ -
\$ 191,804.07	\$ -	\$ -	\$ 694,615.24	\$ (750,548.60)	\$ 21,748.20	\$ 185,987.41
\$ 192,251.85	\$ 8.48	\$ -	\$ 1,200,334.56	\$ 6,850.00	\$ 25,825.48	\$ 1,591,885.57
\$ 191,066.43	\$ -	\$ -	\$ 286,392.62	\$ 6,850.00	\$ 21,648.26	\$ 531,712.79
\$ -	\$ -	\$ -	\$ -	\$ -	\$ -	\$ -
\$ 191,066.43	\$ -	\$ -	\$ 286,392.62	\$ 6,850.00	\$ 21,648.26	\$ 531,712.79
\$ 1,185.42	\$ 8.48	\$ -	\$ 913,941.94	\$ -	\$ 4,177.22	\$ 1,060,172.78
\$ -	\$ -	\$ -	\$ 1,412.89	\$ -	\$ -	\$ 1,412.89
\$ -	\$ -	\$ -	\$ -	\$ -	\$ -	\$ -
\$ -	\$ -	\$ -	\$ 39,999.75	\$ -	\$ -	\$ 39,999.75
\$ -	\$ -	\$ -	\$ 41,412.64	\$ -	\$ -	\$ 41,412.64
\$ -	\$ -	\$ -	\$ -	\$ -	\$ -	\$ -
\$ 1,185.42	\$ 8.48	\$ -	\$ 872,529.30	\$ -	\$ 4,177.22	\$ 1,014,760.14

2018-2019	2018-2019	2018-2019	2018-2019	2018-2019	2018-2019	TOTAL
Amount	Amount	Amount	Amount	Amount	Amount	
\$ -	\$ -	\$ -	\$ -	\$ -	\$ -	\$ 7,834.40
\$ 191,066.43	\$ -	\$ -	\$ 290,662.93	\$ 6,850.00	\$ 21,648.26	\$ 538,883.10
\$ 191,066.43	\$ -	\$ -	\$ 290,662.93	\$ 6,850.00	\$ 21,648.26	\$ 546,717.50
\$ 191,066.43	\$ -	\$ -	\$ 289,250.04	\$ 6,850.00	\$ 21,648.26	\$ 545,304.61
\$ -	\$ -	\$ -	\$ -	\$ -	\$ -	\$ -
\$ -	\$ -	\$ -	\$ -	\$ -	\$ -	\$ -
\$ -	\$ -	\$ -	\$ -	\$ -	\$ -	\$ -
\$ 191,066.43	\$ -	\$ -	\$ 289,250.04	\$ 6,850.00	\$ 21,648.26	\$ 545,304.61
\$ -	\$ -	\$ -	\$ 1,412.89	\$ -	\$ -	\$ 1,412.89

SPECIAL REVENUE FUND ACCOUNTS COVERING THE PERIOD JULY 1, 2018, to JUNE 30, 2019
ESTIMATE OF NEEDS FOR 2019-2020

EXHIBIT "I"

Page 1

Special Revenue Fund Accounts:	Resale Property Fund	Free Fair Fund	Free Township Fair Fund
Schedule 1, Detail of Bond and Coupon Indebtedness as of June 30, 2019	2018-2019	2018-2019	2018-2019
CURRENT YEAR	Amount	Amount	Amount
ASSETS:			
Cash Balance June 30, 2019	\$ 388,074.71	\$ 63,606.41	\$ 79,980.69
Investments	\$ -	\$ -	\$ -
TOTAL ASSETS	\$ 388,074.71	\$ 63,606.41	\$ 79,980.69
LIABILITIES AND RESERVES:			
Warrants Outstanding	\$ -	\$ 1,293.27	\$ -
Reserve for Interest on Warrants	\$ -	\$ -	\$ -
Reserves From Schedule 8	\$ -	\$ 1,112.40	\$ -
TOTAL LIABILITIES AND RESERVES	\$ -	\$ 2,405.67	\$ -
CASH FUND BALANCE JUNE 30, 2019	\$ 388,074.71	\$ 61,200.74	\$ 79,980.69
TOTAL LIABILITIES, RESERVES AND CASH FUND BALANCE	\$ 388,074.71	\$ 63,606.41	\$ 79,980.69

Schedule 5, Expenditures Special Revenue Fund Accounts of Current Year	2018-2019	2018-2019	2018-2019
CURRENT YEAR	Amount	Amount	Amount
Cash Balance Reported to Excise Board 6-30-2018	\$ 312,630.98	\$ 51,976.36	\$ 70,314.21
Cash Fund Balance Transferred Out	\$ -	\$ (500.00)	\$ -
Cash Fund Balance Transferred In	\$ 18,120.99	\$ -	\$ -
Adjusted Cash Balance	\$ 330,751.97	\$ 51,476.36	\$ 70,314.21
Ad Valorem Tax Apportioned To Year In Caption	\$ -	\$ -	\$ -
Miscellaneous Revenue (Schedule 4)	\$ 148,893.51	\$ 74,207.41	\$ 67,314.30
Cash Fund Balance Forward From Preceding Year	\$ -	\$ 209.94	\$ -
Prior Expenditures Recovered	\$ -	\$ -	\$ -
TOTAL RECEIPTS	\$ 148,893.51	\$ 74,417.35	\$ 67,314.30
TOTAL RECEIPTS AND BALANCE	\$ 479,645.48	\$ 125,893.71	\$ 137,628.51
Warrants of Year in Caption	\$ 91,570.77	\$ 62,287.30	\$ 57,647.82
Interest Paid Thereon	\$ -	\$ -	\$ -
TOTAL DISBURSEMENTS	\$ 91,570.77	\$ 62,287.30	\$ 57,647.82
CASH BALANCE JUNE 30, 2019	\$ 388,074.71	\$ 63,606.41	\$ 79,980.69
Reserve for Warrants Outstanding	\$ -	\$ 1,293.27	\$ -
Reserve for Interest on Warrants	\$ -	\$ -	\$ -
Reserves From Schedule 8	\$ -	\$ 1,112.40	\$ -
TOTAL LIABILITIES AND RESERVE	\$ -	\$ 2,405.67	\$ -
DEFICIT: (Red Figure)	\$ -	\$ -	\$ -
CASH FUND BALANCE FORWARD TO SUCCEEDING YEAR	\$ 388,074.71	\$ 61,200.74	\$ 79,980.69

Schedule 6, Special Revenue Fund Warrant Accounts of Current Year	2018-2019	2018-2019	2018-2019
CURRENT YEAR	Amount	Amount	Amount
Warrants Outstanding 6-30-2018 of Year in Caption	\$ -	\$ -	\$ -
Warrants Registered During Year	\$ 91,570.77	\$ 65,941.13	\$ 57,647.82
TOTAL	\$ 91,570.77	\$ 65,941.13	\$ 57,647.82
Warrants Paid During Year	\$ 91,570.77	\$ 64,647.86	\$ 57,647.82
Warrants Converted to Bonds or Judgements	\$ -	\$ -	\$ -
Warrants Cancelled	\$ -	\$ -	\$ -
Warrants Estopped by Statute	\$ -	\$ -	\$ -
TOTAL WARRANTS RETIRED	\$ 91,570.77	\$ 64,647.86	\$ 57,647.82
BALANCE WARRANTS OUTSTANDING JUNE 30, 2019	\$ -	\$ 1,293.27	\$ -

Interest Earnings 2018-2019

Tuesday, August 20, 2019

SPECIAL REVENUE FUND ACCOUNTS COVERING THE PERIOD JULY 1, 2018, to JUNE 30, 2019
ESTIMATE OF NEEDS FOR 2019-2020

EXHIBIT "I"

1

ST Co. Health Fund	SRT donation Fund	Sheriff Drug Fund	Cap. Improvement Fund	ST Sheriff Fund	Rural Fire Fund	Total
2018-2019	2018-2019	2018-2019	2018-2019	2018-2019	2018-2019	
Amount	Amount	Amount	Amount	Amount	Amount	
\$ 4,022.82	\$ -	\$ 4,363.08	\$ 120,270.25	\$ 27,350.90	\$ 279,165.09	\$ 966,833.95
\$ -	\$ -	\$ -	\$ -	\$ -	\$ -	\$ -
\$ 4,022.82	\$ -	\$ 4,363.08	\$ 120,270.25	\$ 27,350.90	\$ 279,165.09	\$ 966,833.95
\$ -	\$ -	\$ -	\$ -	\$ 1,813.50	\$ -	\$ 3,106.77
\$ -	\$ -	\$ -	\$ -	\$ -	\$ -	\$ -
\$ 990.00	\$ -	\$ -	\$ 13,376.98	\$ 6,987.78	\$ -	\$ 22,467.16
\$ 990.00	\$ -	\$ -	\$ 13,376.98	\$ 8,801.28	\$ -	\$ 25,573.93
\$ 3,032.82	\$ -	\$ 4,363.08	\$ 106,893.27	\$ 18,549.62	\$ 279,165.09	\$ 941,260.02
\$ 4,022.82	\$ -	\$ 4,363.08	\$ 120,270.25	\$ 27,350.90	\$ 279,165.09	\$ 966,833.95

2018-2019	2018-2019	2018-2019	2018-2019	2018-2019	2018-2019	TOTAL
Amount	Amount	Amount	Amount	Amount	Amount	
\$ 3,425.83	\$ 50.00	\$ 5,436.13	\$ 180,028.16	\$ 12,255.79	\$ 233,436.27	\$ 869,553.73
\$ -	\$ (50.00)	\$ -	\$ (571.16)	\$ -	\$ -	\$ (1,121.16)
\$ -	\$ -	\$ -	\$ 14,459.22	\$ -	\$ -	\$ 32,580.21
\$ 3,425.83	\$ -	\$ 5,436.13	\$ 193,916.22	\$ 12,255.79	\$ 233,436.27	\$ 901,012.78
\$ -	\$ -	\$ -	\$ -	\$ -	\$ -	\$ -
\$ 16,828.57	\$ -	\$ -	\$ 49,920.73	\$ 123,409.57	\$ 134,628.61	\$ 615,202.70
\$ -	\$ -	\$ -	\$ 6,890.90	\$ 1,359.60	\$ -	\$ 8,460.44
\$ -	\$ -	\$ -	\$ -	\$ -	\$ -	\$ -
\$ 16,828.57	\$ -	\$ -	\$ 56,811.63	\$ 124,769.17	\$ 134,628.61	\$ 623,663.14
\$ 20,254.40	\$ -	\$ 5,436.13	\$ 250,727.85	\$ 137,024.96	\$ 368,064.88	\$ 1,524,675.92
\$ 16,231.58	\$ -	\$ 1,073.05	\$ 130,457.60	\$ 109,674.06	\$ 88,899.79	\$ 557,841.97
\$ -	\$ -	\$ -	\$ -	\$ -	\$ -	\$ -
\$ 16,231.58	\$ -	\$ 1,073.05	\$ 130,457.60	\$ 109,674.06	\$ 88,899.79	\$ 557,841.97
\$ 4,022.82	\$ -	\$ 4,363.08	\$ 120,270.25	\$ 27,350.90	\$ 279,165.09	\$ 966,833.95
\$ -	\$ -	\$ -	\$ -	\$ 1,813.50	\$ -	\$ 3,106.77
\$ -	\$ -	\$ -	\$ -	\$ -	\$ -	\$ -
\$ 990.00	\$ -	\$ -	\$ 13,376.98	\$ 6,987.78	\$ -	\$ 22,467.16
\$ 990.00	\$ -	\$ -	\$ 13,376.98	\$ 8,801.28	\$ -	\$ 25,573.93
\$ -	\$ -	\$ -	\$ -	\$ -	\$ -	\$ -
\$ 3,032.82	\$ -	\$ 4,363.08	\$ 106,893.27	\$ 18,549.62	\$ 279,165.09	\$ 941,260.02

2018-2019	2018-2019	2018-2019	2018-2019	2018-2019	2018-2019	TOTAL
Amount	Amount	Amount	Amount	Amount	Amount	
\$ -	\$ -	\$ -	\$ 293.86	\$ 3,306.97	\$ -	\$ 3,600.83
\$ 17,221.58	\$ -	\$ 1,073.05	\$ 134,966.70	\$ 118,082.20	\$ 88,899.79	\$ 575,403.04
\$ 17,221.58	\$ -	\$ 1,073.05	\$ 135,260.56	\$ 121,389.17	\$ 88,899.79	\$ 579,003.87
\$ 17,221.58	\$ -	\$ 1,073.05	\$ 135,260.56	\$ 119,575.67	\$ 88,899.79	\$ 575,897.10
\$ -	\$ -	\$ -	\$ -	\$ -	\$ -	\$ -
\$ -	\$ -	\$ -	\$ -	\$ -	\$ -	\$ -
\$ -	\$ -	\$ -	\$ -	\$ -	\$ -	\$ -
\$ 17,221.58	\$ -	\$ 1,073.05	\$ 135,260.56	\$ 119,575.67	\$ 88,899.79	\$ 575,897.10
\$ -	\$ -	\$ -	\$ -	\$ 1,813.50	\$ -	\$ 3,106.77

Interest Earnings 2018-2019

Tuesday, August 20, 2019

SPECIAL REVENUE FUND ACCOUNTS COVERING THE PERIOD JULY 1, 2018, to JUNE 30, 2019
ESTIMATE OF NEEDS FOR 2019-2020

EXHIBIT "I"

Page 1

Special Revenue Fund Accounts:	Littering Fund	Clerk Lien Fee Fund	Treasurer cash Fund
Schedule 1, Detail of Bond and Coupon Indebtedness as of June 30, 2019	2018-2019	2018-2019	2018-2019
CURRENT YEAR	Amount	Amount	Amount
ASSETS:			
Cash Balance June 30, 2019	\$ 200.00	\$ 174,121.18	\$ 20,040.64
Investments	\$ -	\$ -	\$ -
TOTAL ASSETS	\$ 200.00	\$ 174,121.18	\$ 20,040.64
LIABILITIES AND RESERVES:			
Warrants Outstanding	\$ -	\$ 920.99	\$ -
Reserve for Interest on Warrants	\$ -	\$ -	\$ -
Reserves From Schedule 8	\$ -	\$ 1,410.40	\$ 250.00
TOTAL LIABILITIES AND RESERVES	\$ -	\$ 2,331.39	\$ 250.00
CASH FUND BALANCE JUNE 30, 2019	\$ 200.00	\$ 171,789.79	\$ 19,790.64
TOTAL LIABILITIES, RESERVES AND CASH FUND BALANCE	\$ 200.00	\$ 174,121.18	\$ 20,040.64

Schedule 5, Expenditures Special Revenue Fund Accounts of Current Year	2018-2019	2018-2019	2018-2019
CURRENT YEAR	Amount	Amount	Amount
Cash Balance Reported to Excise Board 6-30-2018	\$ 200.00	\$ 139,399.98	\$ 18,939.59
Cash Fund Balance Transferred Out	\$ -	\$ -	\$ -
Cash Fund Balance Transferred In	\$ -	\$ -	\$ -
Adjusted Cash Balance	\$ 200.00	\$ 139,399.98	\$ 18,939.59
Ad Valorem Tax Apportioned To Year In Caption	\$ -	\$ -	\$ -
Miscellaneous Revenue (Schedule 4)	\$ -	\$ 54,453.80	\$ 3,420.00
Cash Fund Balance Forward From Preceding Year	\$ -	\$ 53.56	\$ (0.12)
Prior Expenditures Recovered	\$ -	\$ -	\$ -
TOTAL RECEIPTS	\$ -	\$ 54,507.36	\$ 3,419.88
TOTAL RECEIPTS AND BALANCE	\$ 200.00	\$ 193,907.34	\$ 22,359.47
Warrants of Year in Caption	\$ -	\$ 19,786.16	\$ 2,318.83
Interest Paid Thereon	\$ -	\$ -	\$ -
TOTAL DISBURSEMENTS	\$ -	\$ 19,786.16	\$ 2,318.83
CASH BALANCE JUNE 30, 2019	\$ 200.00	\$ 174,121.18	\$ 20,040.64
Reserve for Warrants Outstanding	\$ -	\$ 920.99	\$ -
Reserve for Interest on Warrants	\$ -	\$ -	\$ -
Reserves From Schedule 8	\$ -	\$ 1,410.40	\$ 250.00
TOTAL LIABILITIES AND RESERVE	\$ -	\$ 2,331.39	\$ 250.00
DEFICIT: (Red Figure)	\$ -	\$ -	\$ -
CASH FUND BALANCE FORWARD TO SUCCEEDING YEAR	\$ 200.00	\$ 171,789.79	\$ 19,790.64

Schedule 6, Special Revenue Fund Warrant Accounts of Current Year	2018-2019	2018-2019	2018-2019
CURRENT YEAR	Amount	Amount	Amount
Warrants Outstanding 6-30-2018 of Year in Caption	\$ -	\$ 1,338.82	\$ 356.68
Warrants Registered During Year	\$ -	\$ 21,941.12	\$ 2,449.72
TOTAL	\$ -	\$ 23,279.94	\$ 2,806.40
Warrants Paid During Year	\$ -	\$ 22,358.95	\$ 2,806.40
Warrants Converted to Bonds or Judgements	\$ -	\$ -	\$ -
Warrants Cancelled	\$ -	\$ -	\$ -
Warrants Estopped by Statute	\$ -	\$ -	\$ -
TOTAL WARRANTS RETIRED	\$ -	\$ 22,358.95	\$ 2,806.40
BALANCE WARRANTS OUTSTANDING JUNE 30, 2019	\$ -	\$ 920.99	\$ -

**SPECIAL REVENUE FUND ACCOUNTS COVERING THE PERIOD JULY 1, 2018, to JUNE 30, 2019
ESTIMATE OF NEEDS FOR 2019-2020**

EXHIBIT "I"

1

CSSP Fund	Co. Assessor Fund	Sheriff Cash Fund	Sheriff B-5 Fund	ST 3/8 911 Fund	Excess Resale Fund	Total
2018-2019	2018-2019	2018-2019	2018-2019	2018-2019	2018-2019	
Amount	Amount	Amount	Amount	Amount	Amount	
\$ 151.81	\$ 0.00	\$ 215,234.72	\$ 364,561.16	\$ 7,677.58	\$ 49,371.23	\$ 831,358.32
\$ -	\$ -	\$ -	\$ -	\$ -	\$ -	\$ -
\$ 151.81	\$ 0.00	\$ 215,234.72	\$ 364,561.16	\$ 7,677.58	\$ 49,371.23	\$ 831,358.32
\$ -	\$ -	\$ 3,778.45	\$ 20,759.33	\$ 5,720.08	\$ -	\$ 31,178.85
\$ -	\$ -	\$ -	\$ -	\$ -	\$ -	\$ -
\$ -	\$ -	\$ 39,148.00	\$ 4,092.07	\$ -	\$ -	\$ 44,900.47
\$ -	\$ -	\$ 42,926.45	\$ 24,851.40	\$ 5,720.08	\$ -	\$ 76,079.32
\$ 151.81	\$ 0.00	\$ 172,308.27	\$ 339,709.76	\$ 1,957.50	\$ 49,371.23	\$ 755,279.00
\$ 151.81	\$ 0.00	\$ 215,234.72	\$ 364,561.16	\$ 7,677.58	\$ 49,371.23	\$ 831,358.32

2018-2019	2018-2019	2018-2019	2018-2019	2018-2019	2018-2019	TOTAL
Amount	Amount	Amount	Amount	Amount	Amount	
\$ 151.81	\$ 204.43	\$ 213,929.47	\$ 513,294.88	\$ 5,014.60	\$ 66,460.91	\$ 957,595.67
\$ -	\$ (204.43)	\$ -	\$ (14,459.22)	\$ -	\$ (18,120.99)	\$ (32,784.64)
\$ -	\$ -	\$ -	\$ -	\$ -	\$ -	\$ -
\$ 151.81	\$ 0.00	\$ 213,929.47	\$ 498,835.66	\$ 5,014.60	\$ 48,339.92	\$ 924,811.03
\$ -	\$ -	\$ -	\$ -	\$ -	\$ -	\$ -
\$ -	\$ -	\$ 215,324.35	\$ 379,526.04	\$ 264,000.00	\$ 1,031.31	\$ 917,755.50
\$ -	\$ -	\$ 2,723.46	\$ -	\$ -	\$ -	\$ 2,776.90
\$ -	\$ -	\$ -	\$ -	\$ -	\$ -	\$ -
\$ -	\$ -	\$ 218,047.81	\$ 379,526.04	\$ 264,000.00	\$ 1,031.31	\$ 920,532.40
\$ 151.81	\$ 0.00	\$ 431,977.28	\$ 878,361.70	\$ 269,014.60	\$ 49,371.23	\$ 1,845,343.43
\$ -	\$ -	\$ 216,742.56	\$ 513,800.54	\$ 261,337.02	\$ -	\$ 1,013,985.11
\$ -	\$ -	\$ -	\$ -	\$ -	\$ -	\$ -
\$ -	\$ -	\$ 216,742.56	\$ 513,800.54	\$ 261,337.02	\$ -	\$ 1,013,985.11
\$ 151.81	\$ 0.00	\$ 215,234.72	\$ 364,561.16	\$ 7,677.58	\$ 49,371.23	\$ 831,358.32
\$ -	\$ -	\$ 3,778.45	\$ 20,759.33	\$ 5,720.08	\$ -	\$ 31,178.85
\$ -	\$ -	\$ -	\$ -	\$ -	\$ -	\$ -
\$ -	\$ -	\$ 39,148.00	\$ 4,092.07	\$ -	\$ -	\$ 44,900.47
\$ -	\$ -	\$ 42,926.45	\$ 24,851.40	\$ 5,720.08	\$ -	\$ 76,079.32
\$ -	\$ -	\$ -	\$ -	\$ -	\$ -	\$ -
\$ 151.81	\$ 0.00	\$ 172,308.27	\$ 339,709.76	\$ 1,957.50	\$ 49,371.23	\$ 755,279.00

2018-2019	2018-2019	2018-2019	2018-2019	2018-2019	2018-2019	TOTAL
Amount	Amount	Amount	Amount	Amount	Amount	
\$ -	\$ -	\$ -	\$ 12,649.63	\$ 638.02	\$ -	\$ 14,983.15
\$ -	\$ -	\$ 251,075.27	\$ 565,477.43	\$ 267,331.38	\$ -	\$ 1,108,274.92
\$ -	\$ -	\$ 251,075.27	\$ 578,127.06	\$ 267,969.40	\$ -	\$ 1,123,258.07
\$ -	\$ -	\$ 247,296.82	\$ 557,367.73	\$ 262,249.32	\$ -	\$ 1,092,079.22
\$ -	\$ -	\$ -	\$ -	\$ -	\$ -	\$ -
\$ -	\$ -	\$ -	\$ -	\$ -	\$ -	\$ -
\$ -	\$ -	\$ -	\$ -	\$ -	\$ -	\$ -
\$ -	\$ -	\$ 247,296.82	\$ 557,367.73	\$ 262,249.32	\$ -	\$ 1,092,079.22
\$ -	\$ -	\$ 3,778.45	\$ 20,759.33	\$ 5,720.08	\$ -	\$ 31,178.85

SPECIAL REVENUE FUND ACCOUNTS COVERING THE PERIOD JULY 1, 2018, to JUNE 30, 2019
ESTIMATE OF NEEDS FOR 2019-2020

EXHIBIT "I"

Page 1

Special Revenue Fund Accounts:	Catalog Use Tax Fund	LEPC Fund	Sheriff SRT Fund
Schedule 1, Detail of Bond and Coupon Indebtedness as of June 30, 2019	2018-2019	2018-2019	2018-2019
CURRENT YEAR	Amount	Amount	Amount
ASSETS:			
Cash Balance June 30, 2019	\$ 628,865.79	\$ 5,139.42	\$ 347.39
Investments	\$ -	\$ -	\$ -
TOTAL ASSETS	\$ 628,865.79	\$ 5,139.42	\$ 347.39
LIABILITIES AND RESERVES:			
Warrants Outstanding	\$ 6,695.85	\$ -	\$ -
Reserve for Interest on Warrants	\$ -	\$ -	\$ -
Reserves From Schedule 8	\$ -	\$ -	\$ -
TOTAL LIABILITIES AND RESERVES	\$ 6,695.85	\$ -	\$ -
CASH FUND BALANCE JUNE 30, 2019	\$ 622,169.94	\$ 5,139.42	\$ 347.39
TOTAL LIABILITIES, RESERVES AND CASH FUND BALANCE	\$ 628,865.79	\$ 5,139.42	\$ 347.39

Schedule 5, Expenditures Special Revenue Fund Accounts of Current Year	2018-2019	2018-2019	2018-2019
CURRENT YEAR	Amount	Amount	Amount
Cash Balance Reported to Excise Board 6-30-2018	\$ 360,344.07	\$ 4,948.87	\$ 1,412.33
Cash Fund Balance Transferred Out	\$ -	\$ -	\$ -
Cash Fund Balance Transferred In	\$ -	\$ -	\$ 50.00
Adjusted Cash Balance	\$ 360,344.07	\$ 4,948.87	\$ 1,462.33
Ad Valorem Tax Apportioned To Year In Caption	\$ -	\$ -	\$ -
Miscellaneous Revenue (Schedule 4)	\$ 499,232.76	\$ 1,000.00	\$ -
Cash Fund Balance Forward From Preceding Year	\$ 5,329.02	\$ -	\$ -
Prior Expenditures Recovered	\$ -	\$ -	\$ -
TOTAL RECEIPTS	\$ 504,561.78	\$ 1,000.00	\$ -
TOTAL RECEIPTS AND BALANCE	\$ 864,905.85	\$ 5,948.87	\$ 1,462.33
Warrants of Year in Caption	\$ 236,040.06	\$ 809.45	\$ 1,114.94
Interest Paid Thereon	\$ -	\$ -	\$ -
TOTAL DISBURSEMENTS	\$ 236,040.06	\$ 809.45	\$ 1,114.94
CASH BALANCE JUNE 30, 2019	\$ 628,865.79	\$ 5,139.42	\$ 347.39
Reserve for Warrants Outstanding	\$ 6,695.85	\$ -	\$ -
Reserve for Interest on Warrants	\$ -	\$ -	\$ -
Reserves From Schedule 8	\$ -	\$ -	\$ -
TOTAL LIABILITIES AND RESERVE	\$ 6,695.85	\$ -	\$ -
DEFICIT: (Red Figure)	\$ -	\$ -	\$ -
CASH FUND BALANCE FORWARD TO SUCCEEDING YEAR	\$ 622,169.94	\$ 5,139.42	\$ 347.39

Schedule 6, Special Revenue Fund Warrant Accounts of Current Year	2018-2019	2018-2019	2018-2019
CURRENT YEAR	Amount	Amount	Amount
Warrants Outstanding 6-30-2018 of Year in Caption	\$ 4,471.53	\$ -	\$ -
Warrants Registered During Year	\$ 250,089.78	\$ -	\$ 1,114.94
TOTAL	\$ 254,561.31	\$ 809.45	\$ 1,114.94
Warrants Paid During Year	\$ 247,865.46	\$ 809.45	\$ 1,114.94
Warrants Coverted to Bonds or Judgements	\$ -	\$ -	\$ -
Warrants Cancelled	\$ -	\$ -	\$ -
Warrants Estopped by Statute	\$ -	\$ -	\$ -
TOTAL WARRANTS RETIRED	\$ 247,865.46	\$ 809.45	\$ 1,114.94
BALANCE WARRANTS OUTSTANDING JUNE 30, 2019	\$ 6,695.85	\$ -	\$ -

SPECIAL REVENUE FUND ACCOUNTS COVERING THE PERIOD JULY 1, 2018, to JUNE 30, 2019
ESTIMATE OF NEEDS FOR 2019-2020

EXHIBIT "I" 1

Co. Clerk Preserv. Fund	Assessor Rev Fund	Civil Emerg Fund	Apache Senior Fund	Anadarko Fund	Binger Senior Fund	Total
2018-2019	2018-2019	2018-2019	2018-2019	2018-2019	2018-2019	
Amount	Amount	Amount	Amount	Amount	Amount	
\$ 140,412.71	\$ 16,958.98	\$ -	\$ 3,235.72	\$ 13,288.17	\$ 1,699.34	\$ 809,947.52
\$ -	\$ -	\$ -	\$ -	\$ -	\$ -	\$ -
\$ 140,412.71	\$ 16,958.98	\$ -	\$ 3,235.72	\$ 13,288.17	\$ 1,699.34	\$ 809,947.52
\$ -	\$ -	\$ -	\$ -	\$ -	\$ -	\$ 6,695.85
\$ -	\$ -	\$ -	\$ -	\$ -	\$ -	\$ -
\$ 4,000.00	\$ -	\$ -	\$ -	\$ 459.79	\$ 132.85	\$ 4,592.64
\$ 4,000.00	\$ -	\$ -	\$ -	\$ 459.79	\$ 132.85	\$ 11,288.49
\$ 136,412.71	\$ 16,958.98	\$ -	\$ 3,235.72	\$ 12,828.38	\$ 1,566.49	\$ 798,659.03
\$ 140,412.71	\$ 16,958.98	\$ -	\$ 3,235.72	\$ 13,288.17	\$ 1,699.34	\$ 809,947.52

2018-2019	2018-2019	2018-2019	2018-2019	2018-2019	2018-2019	TOTAL
Amount	Amount	Amount	Amount	Amount	Amount	
\$ 136,204.44	\$ 28,571.30	\$ 996.50	\$ 3,820.98	\$ 7,413.77	\$ 1,602.86	\$ 545,315.12
\$ -	\$ -	\$ (996.50)	\$ -	\$ -	\$ -	\$ (996.50)
\$ -	\$ 204.43	\$ -	\$ -	\$ -	\$ -	\$ 254.43
\$ 136,204.44	\$ 28,775.73	\$ -	\$ 3,820.98	\$ 7,413.77	\$ 1,602.86	\$ 544,573.05
\$ -	\$ -	\$ -	\$ -	\$ -	\$ -	\$ -
\$ 41,432.00	\$ 3,653.25	\$ -	\$ 15,426.20	\$ 15,426.20	\$ 15,426.20	\$ 591,596.61
\$ 1,686.00	\$ -	\$ -	\$ -	\$ -	\$ 29.45	\$ 7,044.47
\$ -	\$ -	\$ -	\$ -	\$ -	\$ -	\$ -
\$ 43,118.00	\$ 3,653.25	\$ -	\$ 15,426.20	\$ 15,426.20	\$ 15,455.65	\$ 598,641.08
\$ 179,322.44	\$ 32,428.98	\$ -	\$ 19,247.18	\$ 22,839.97	\$ 17,058.51	\$ 1,143,214.13
\$ 38,909.73	\$ 15,470.00	\$ -	\$ 16,011.46	\$ 9,551.80	\$ 15,359.17	\$ 333,266.61
\$ -	\$ -	\$ -	\$ -	\$ -	\$ -	\$ -
\$ 38,909.73	\$ 15,470.00	\$ -	\$ 16,011.46	\$ 9,551.80	\$ 15,359.17	\$ 333,266.61
\$ 140,412.71	\$ 16,958.98	\$ -	\$ 3,235.72	\$ 13,288.17	\$ 1,699.34	\$ 809,947.52
\$ -	\$ -	\$ -	\$ -	\$ -	\$ -	\$ 6,695.85
\$ -	\$ -	\$ -	\$ -	\$ -	\$ -	\$ -
\$ 4,000.00	\$ -	\$ -	\$ -	\$ 459.79	\$ 132.85	\$ 4,592.64
\$ 4,000.00	\$ -	\$ -	\$ -	\$ 459.79	\$ 132.85	\$ 11,288.49
\$ -	\$ -	\$ -	\$ -	\$ -	\$ -	\$ -
\$ 136,412.71	\$ 16,958.98	\$ -	\$ 3,235.72	\$ 12,828.38	\$ 1,566.49	\$ 798,659.03

2018-2019	2018-2019	2018-2019	2018-2019	2018-2019	2018-2019	TOTAL
Amount	Amount	Amount	Amount	Amount	Amount	
\$ 17,491.35	\$ -	\$ -	\$ -	\$ -	\$ -	\$ 21,962.88
\$ 43,223.73	\$ 15,470.00	\$ -	\$ 16,011.46	\$ 9,551.80	\$ 15,679.72	\$ 351,141.43
\$ 60,715.08	\$ 15,470.00	\$ -	\$ 16,011.46	\$ 9,551.80	\$ 15,679.72	\$ 373,913.76
\$ 60,715.08	\$ 15,470.00	\$ -	\$ 16,011.46	\$ 9,551.80	\$ 15,679.72	\$ 367,217.91
\$ -	\$ -	\$ -	\$ -	\$ -	\$ -	\$ -
\$ -	\$ -	\$ -	\$ -	\$ -	\$ -	\$ -
\$ -	\$ -	\$ -	\$ -	\$ -	\$ -	\$ -
\$ 60,715.08	\$ 15,470.00	\$ -	\$ 16,011.46	\$ 9,551.80	\$ 15,679.72	\$ 367,217.91
\$ -	\$ -	\$ -	\$ -	\$ -	\$ -	\$ 6,695.85

SPECIAL REVENUE FUND ACCOUNTS COVERING THE PERIOD JULY 1, 2018, to JUNE 30, 2019
ESTIMATE OF NEEDS FOR 2019-2020

EXHIBIT "I"

Page 1

Special Revenue Fund Accounts:	Carnegie Senior Fund	Cement Senior Fund	Cyril Senior Fund
Schedule 1, Detail of Bond and Coupon Indebtedness as of June 30, 2019	2018-2019	2018-2019	2018-2019
CURRENT YEAR	Amount	Amount	Amount
ASSETS:			
Cash Balance June 30, 2019	\$ 12,777.34	\$ 16,587.80	\$ 12,194.81
Investments	\$ -	\$ -	\$ -
TOTAL ASSETS	\$ 12,777.34	\$ 16,587.80	\$ 12,194.81
LIABILITIES AND RESERVES:			
Warrants Outstanding	\$ -	\$ -	\$ -
Reserve for Interest on Warrants	\$ -	\$ -	\$ -
Reserves From Schedule 8	\$ -	\$ -	\$ -
TOTAL LIABILITIES AND RESERVES	\$ -	\$ -	\$ -
CASH FUND BALANCE JUNE 30, 2019	\$ 12,777.34	\$ 16,587.80	\$ 12,194.81
TOTAL LIABILITIES, RESERVES AND CASH FUND BALANCE	\$ 12,777.34	\$ 16,587.80	\$ 12,194.81

Schedule 5, Expenditures Special Revenue Fund Accounts of Current Year	2018-2019	2018-2019	2018-2019
CURRENT YEAR	Amount	Amount	Amount
Cash Balance Reported to Excise Board 6-30-2018	\$ 8,115.34	\$ 16,063.15	\$ 3,313.24
Cash Fund Balance Transferred Out	\$ -	\$ -	\$ -
Cash Fund Balance Transferred In	\$ -	\$ -	\$ -
Adjusted Cash Balance	\$ 8,115.34	\$ 16,063.15	\$ 3,313.24
Ad Valorem Tax Apportioned To Year In Caption	\$ -	\$ -	\$ -
Miscellaneous Revenue (Schedule 4)	\$ 15,426.20	\$ 15,426.20	\$ 15,426.20
Cash Fund Balance Forward From Preceding Year	\$ -	\$ 45.00	\$ -
Prior Expenditures Recovered	\$ -	\$ -	\$ -
TOTAL RECEIPTS	\$ 15,426.20	\$ 15,471.20	\$ 15,426.20
TOTAL RECEIPTS AND BALANCE	\$ 23,541.54	\$ 31,534.35	\$ 18,739.44
Warrants of Year in Caption	\$ 10,764.20	\$ 14,946.55	\$ 6,544.63
Interest Paid Thereon	\$ -	\$ -	\$ -
TOTAL DISBURSEMENTS	\$ 10,764.20	\$ 14,946.55	\$ 6,544.63
CASH BALANCE JUNE 30, 2019	\$ 12,777.34	\$ 16,587.80	\$ 12,194.81
Reserve for Warrants Outstanding	\$ -	\$ -	\$ -
Reserve for Interest on Warrants	\$ -	\$ -	\$ -
Reserves From Schedule 8	\$ -	\$ -	\$ -
TOTAL LIABILITIES AND RESERVE	\$ -	\$ -	\$ -
DEFICIT: (Red Figure)	\$ -	\$ -	\$ -
CASH FUND BALANCE FORWARD TO SUCCEEDING YEAR	\$ 12,777.34	\$ 16,587.80	\$ 12,194.81

Schedule 6, Special Revenue Fund Warrant Accounts of Current Year	2018-2019	2018-2019	2018-2019
CURRENT YEAR	Amount	Amount	Amount
Warrants Outstanding 6-30-2018 of Year in Caption	\$ -	\$ 103.50	\$ 478.75
Warrants Registered During Year	\$ 11,090.45	\$ 16,516.19	\$ 6,544.63
TOTAL	\$ 11,090.45	\$ 16,619.69	\$ 7,023.38
Warrants Paid During Year	\$ 11,090.45	\$ 16,619.69	\$ 7,023.38
Warrants Coverted to Bonds or Judgements	\$ -	\$ -	\$ -
Warrants Cancelled	\$ -	\$ -	\$ -
Warrants Estopped by Statute	\$ -	\$ -	\$ -
TOTAL WARRANTS RETIRED	\$ 11,090.45	\$ 16,619.69	\$ 7,023.38
BALANCE WARRANTS OUTSTANDING JUNE 30, 2019	\$ -	\$ -	\$ -

SPECIAL REVENUE FUND ACCOUNTS COVERING THE PERIOD JULY 1, 2018, to JUNE 30, 2019
ESTIMATE OF NEEDS FOR 2019-2020

EXHIBIT "I" 1

Ft. Cobb Senior Fund	Hinton Senior Fund	CCCBA Cap Imp Fund	Court Clerk Rev Fund	ST Fairgrounds Fund	Court Fund Payroll Fund	Total
2018-2019	2018-2019	2018-2019	2018-2019	2018-2019	2018-2019	
Amount	Amount	Amount	Amount	Amount	Amount	Total
\$ 4,444.95	\$ 30,321.38	\$ (0.00)	\$ -	\$ 30,566.58	\$ 2,591.90	\$ 109,484.76
\$ -	\$ -	\$ -	\$ -	\$ -	\$ -	\$ -
\$ 4,444.95	\$ 30,321.38	\$ (0.00)	\$ -	\$ 30,566.58	\$ 2,591.90	\$ 109,484.76
\$ -	\$ -	\$ -	\$ -	\$ -	\$ 2,290.10	\$ 2,290.10
\$ -	\$ -	\$ -	\$ -	\$ -	\$ -	\$ -
\$ 127.99	\$ 750.00	\$ -	\$ -	\$ 3,011.64	\$ -	\$ 3,889.63
\$ 127.99	\$ 750.00	\$ -	\$ -	\$ 3,011.64	\$ 2,290.10	\$ 6,179.73
\$ 4,316.96	\$ 29,571.38	\$ (0.00)	\$ -	\$ 27,554.94	\$ 301.80	\$ 103,305.03
\$ 4,444.95	\$ 30,321.38	\$ (0.00)	\$ -	\$ 30,566.58	\$ 2,591.90	\$ 109,484.76

2018-2019	2018-2019	2018-2019	2018-2019	2018-2019	2018-2019	TOTAL
Amount	Amount	Amount	Amount	Amount	Amount	TOTAL
\$ 4,524.37	\$ 34,053.68	\$ 592,702.50	\$ 3,444.61	\$ 26,337.92	\$ 227.95	\$ 688,782.76
\$ -	\$ -	\$ -	\$ (2,932.11)	\$ -	\$ -	\$ (2,932.11)
\$ -	\$ -	\$ -	\$ -	\$ 500.00	\$ 2,932.11	\$ 3,432.11
\$ 4,524.37	\$ 34,053.68	\$ 592,702.50	\$ 512.50	\$ 26,837.92	\$ 3,160.06	\$ 689,282.76
\$ -	\$ -	\$ -	\$ -	\$ -	\$ -	\$ -
\$ 15,426.17	\$ 15,426.20	\$ (514,408.26)	\$ -	\$ 16,828.57	\$ 86,950.00	\$ (333,498.72)
\$ -	\$ -	\$ -	\$ -	\$ -	\$ -	\$ 45.00
\$ -	\$ -	\$ -	\$ -	\$ -	\$ -	\$ -
\$ 15,426.17	\$ 15,426.20	\$ (514,408.26)	\$ -	\$ 16,828.57	\$ 86,950.00	\$ (333,453.72)
\$ 19,950.54	\$ 49,479.88	\$ 78,294.24	\$ 512.50	\$ 43,666.49	\$ 90,110.06	\$ 355,829.04
\$ 15,505.59	\$ 19,158.50	\$ 78,294.24	\$ 512.50	\$ 13,099.91	\$ 87,518.16	\$ 246,344.28
\$ -	\$ -	\$ -	\$ -	\$ -	\$ -	\$ -
\$ 15,505.59	\$ 19,158.50	\$ 78,294.24	\$ 512.50	\$ 13,099.91	\$ 87,518.16	\$ 246,344.28
\$ 4,444.95	\$ 30,321.38	\$ (0.00)	\$ -	\$ 30,566.58	\$ 2,591.90	\$ 109,484.76
\$ -	\$ -	\$ -	\$ -	\$ -	\$ 2,290.10	\$ 2,290.10
\$ -	\$ -	\$ -	\$ -	\$ -	\$ -	\$ -
\$ 127.99	\$ 750.00	\$ -	\$ -	\$ 3,011.64	\$ -	\$ 3,889.63
\$ 127.99	\$ 750.00	\$ -	\$ -	\$ 3,011.64	\$ 2,290.10	\$ 6,179.73
\$ -	\$ -	\$ -	\$ -	\$ -	\$ -	\$ -
\$ 4,316.96	\$ 29,571.38	\$ (0.00)	\$ -	\$ 27,554.94	\$ 301.80	\$ 103,305.03

2018-2019	2018-2019	2018-2019	2018-2019	2018-2019	2018-2019	TOTAL
Amount	Amount	Amount	Amount	Amount	Amount	TOTAL
\$ -	\$ -	\$ -	\$ -	\$ 218.23	\$ 1,922.06	\$ 2,722.54
\$ 15,505.59	\$ 19,158.50	\$ 78,294.24	\$ 531.29	\$ 13,238.33	\$ 90,008.77	\$ 250,887.99
\$ 15,505.59	\$ 19,158.50	\$ 78,294.24	\$ 531.29	\$ 13,456.56	\$ 91,930.83	\$ 253,610.53
\$ 15,505.59	\$ 19,158.50	\$ 78,294.24	\$ 531.29	\$ 13,456.56	\$ 89,640.73	\$ 251,320.43
\$ -	\$ -	\$ -	\$ -	\$ -	\$ -	\$ -
\$ -	\$ -	\$ -	\$ -	\$ -	\$ -	\$ -
\$ -	\$ -	\$ -	\$ -	\$ -	\$ -	\$ -
\$ 15,505.59	\$ 19,158.50	\$ 78,294.24	\$ 531.29	\$ 13,456.56	\$ 89,640.73	\$ 251,320.43
\$ -	\$ -	\$ -	\$ -	\$ -	\$ 2,290.10	\$ 2,290.10

SPECIAL REVENUE FUND ACCOUNTS COVERING THE PERIOD JULY 1, 2018, to JUNE 30, 2019
ESTIMATE OF NEEDS FOR 2019-2020

EXHIBIT "I"

Page 1

Special Revenue Fund Accounts:	.75 sales tax Fund	OSU Support Fund	Courtroom #Enc Fund
Schedule 1, Detail of Bond and Coupon Indebtedness as of June 30, 2019	2018-2019	2018-2019	2018-2019
CURRENT YEAR	Amount	Amount	Amount
ASSETS:			
Cash Balance June 30, 2019	\$ 134,870.55	\$ -	\$ 435.28
Investments	\$ -	\$ -	\$ -
TOTAL ASSETS	\$ 134,870.55	\$ -	\$ 435.28
LIABILITIES AND RESERVES:			
Warrants Outstanding	\$ -	\$ -	\$ -
Reserve for Interest on Warrants	\$ -	\$ -	\$ -
Reserves From Schedule 8	\$ -	\$ -	\$ -
TOTAL LIABILITIES AND RESERVES	\$ -	\$ -	\$ -
CASH FUND BALANCE JUNE 30, 2019	\$ 134,870.55	\$ -	\$ 435.28
TOTAL LIABILITIES, RESERVES AND CASH FUND BALANCE	\$ 134,870.55	\$ -	\$ 435.28

Schedule 5, Expenditures Special Revenue Fund Accounts of Current Year	2018-2019	2018-2019	2018-2019
CURRENT YEAR	Amount	Amount	Amount
Cash Balance Reported to Excise Board 6-30-2018	\$ -	\$ 463.61	\$ 433.78
Cash Fund Balance Transferred Out	\$ -	\$ (463.61)	\$ -
Cash Fund Balance Transferred In	\$ -	\$ -	\$ -
Adjusted Cash Balance	\$ -	\$ -	\$ 433.78
Ad Valorem Tax Apportioned To Year In Caption	\$ -	\$ -	\$ -
Miscellaneous Revenue (Schedule 4)	\$ 1,682,857.61	\$ -	\$ 1.50
Cash Fund Balance Forward From Preceding Year	\$ -	\$ -	\$ -
Prior Expenditures Recovered	\$ -	\$ -	\$ -
TOTAL RECEIPTS	\$ 1,682,857.61	\$ -	\$ 1.50
TOTAL RECEIPTS AND BALANCE	\$ 1,682,857.61	\$ -	\$ 435.28
Warrants of Year in Caption	\$ 1,547,987.06	\$ -	\$ -
Interest Paid Thereon	\$ -	\$ -	\$ -
TOTAL DISBURSEMENTS	\$ 1,547,987.06	\$ -	\$ -
CASH BALANCE JUNE 30, 2019	\$ 134,870.55	\$ -	\$ 435.28
Reserve for Warrants Outstanding	\$ -	\$ -	\$ -
Reserve for Interest on Warrants	\$ -	\$ -	\$ -
Reserves From Schedule 8	\$ -	\$ -	\$ -
TOTAL LIABILITIES AND RESERVE	\$ -	\$ -	\$ -
DEFICIT: (Red Figure)	\$ -	\$ -	\$ -
CASH FUND BALANCE FORWARD TO SUCCEEDING YEAR	\$ 134,870.55	\$ -	\$ 435.28

Schedule 6, Special Revenue Fund Warrant Accounts of Current Year	2018-2019	2018-2019	2018-2019
CURRENT YEAR	Amount	Amount	Amount
Warrants Outstanding 6-30-2018 of Year in Caption	\$ -	\$ -	\$ -
Warrants Registered During Year	\$ 1,547,987.06	\$ -	\$ -
TOTAL	\$ 1,547,987.06	\$ -	\$ -
Warrants Paid During Year	\$ 1,547,987.06	\$ -	\$ -
Warrants Coverted to Bonds or Judgements	\$ -	\$ -	\$ -
Warrants Cancelled	\$ -	\$ -	\$ -
Warrants Estopped by Statute	\$ -	\$ -	\$ -
TOTAL WARRANTS RETIRED	\$ 1,547,987.06	\$ -	\$ -
BALANCE WARRANTS OUTSTANDING JUNE 30, 2019	\$ -	\$ -	\$ -

SPECIAL REVENUE FUND ACCOUNTS COVERING THE PERIOD JULY 1, 2018, to JUNE 30, 2019
ESTIMATE OF NEEDS FOR 2019-2020

EXHIBIT "I"

1

E-911 donation Fund	Sherf donation Fund	Sherf SCAAP Fund	Drug Court Fund	E-911 5% Fund	Cimarex Settlement Fund	
2018-2019	2018-2019	2018-2019	2018-2019	2018-2019	2018-2019	
Amount	Amount	Amount	Amount	Amount	Amount	Total
\$ -	\$ 7,695.26	\$ 288.70	\$ 28,022.96	\$ 26,165.67	\$ 75,027.94	\$ 272,506.36
\$ -	\$ -	\$ -	\$ -	\$ -	\$ -	\$ -
\$ -	\$ 7,695.26	\$ 288.70	\$ 28,022.96	\$ 26,165.67	\$ 75,027.94	\$ 272,506.36
\$ -	\$ 300.00	\$ -	\$ -	\$ 5,756.25	\$ -	\$ 6,056.25
\$ -	\$ -	\$ -	\$ -	\$ -	\$ -	\$ -
\$ -	\$ -	\$ -	\$ -	\$ 800.00	\$ -	\$ 800.00
\$ -	\$ 300.00	\$ -	\$ -	\$ 6,556.25	\$ -	\$ 6,856.25
\$ -	\$ 7,395.26	\$ 288.70	\$ 28,022.96	\$ 19,609.42	\$ 75,027.94	\$ 265,650.11
\$ -	\$ 7,695.26	\$ 288.70	\$ 28,022.96	\$ 26,165.67	\$ 75,027.94	\$ 272,506.36

2018-2019	2018-2019	2018-2019	2018-2019	2018-2019	2018-2019	TOTAL
Amount	Amount	Amount	Amount	Amount	Amount	
\$ -	\$ 13,450.00	\$ 288.70	\$ 23,011.69	\$ 41,561.71	\$ 75,587.94	\$ 154,797.43
\$ (0.21)	\$ -	\$ -	\$ -	\$ -	\$ -	\$ (463.82)
\$ -	\$ -	\$ -	\$ -	\$ -	\$ -	\$ -
\$ (0.21)	\$ 13,450.00	\$ 288.70	\$ 23,011.69	\$ 41,561.71	\$ 75,587.94	\$ 154,333.61
\$ -	\$ -	\$ -	\$ -	\$ -	\$ -	\$ -
\$ 250.00	\$ 1,500.00	\$ -	\$ 8,011.27	\$ 119,117.53	\$ -	\$ 1,811,737.91
\$ -	\$ -	\$ -	\$ -	\$ 186.42	\$ -	\$ 186.42
\$ -	\$ -	\$ -	\$ -	\$ -	\$ -	\$ -
\$ 250.00	\$ 1,500.00	\$ -	\$ 8,011.27	\$ 119,303.95	\$ -	\$ 1,811,924.33
\$ 249.79	\$ 14,950.00	\$ 288.70	\$ 31,022.96	\$ 160,865.66	\$ 75,587.94	\$ 1,966,257.94
\$ 249.79	\$ 7,254.74	\$ -	\$ 3,000.00	\$ 134,699.99	\$ 560.00	\$ 1,693,751.58
\$ -	\$ -	\$ -	\$ -	\$ -	\$ -	\$ -
\$ 249.79	\$ 7,254.74	\$ -	\$ 3,000.00	\$ 134,699.99	\$ 560.00	\$ 1,693,751.58
\$ -	\$ 7,695.26	\$ 288.70	\$ 28,022.96	\$ 26,165.67	\$ 75,027.94	\$ 272,506.36
\$ -	\$ 300.00	\$ -	\$ -	\$ 5,756.25	\$ -	\$ 6,056.25
\$ -	\$ -	\$ -	\$ -	\$ -	\$ -	\$ -
\$ -	\$ -	\$ -	\$ -	\$ 800.00	\$ -	\$ 800.00
\$ -	\$ 300.00	\$ -	\$ -	\$ 6,556.25	\$ -	\$ 6,856.25
\$ -	\$ -	\$ -	\$ -	\$ -	\$ -	\$ -
\$ -	\$ 7,395.26	\$ 288.70	\$ 28,022.96	\$ 19,609.42	\$ 75,027.94	\$ 265,650.11

2018-2019	2018-2019	2018-2019	2018-2019	2018-2019	2018-2019	TOTAL
Amount	Amount	Amount	Amount	Amount	Amount	
\$ -	\$ -	\$ -	\$ -	\$ 4,670.78	\$ -	\$ 4,670.78
\$ -	\$ 7,554.74	\$ -	\$ 3,000.00	\$ 141,505.09	\$ 560.00	\$ 1,700,606.89
\$ -	\$ 7,554.74	\$ -	\$ 3,000.00	\$ 146,175.87	\$ 560.00	\$ 1,705,277.67
\$ -	\$ 7,254.74	\$ -	\$ 3,000.00	\$ 140,419.62	\$ 560.00	\$ 1,699,221.42
\$ -	\$ -	\$ -	\$ -	\$ -	\$ -	\$ -
\$ -	\$ -	\$ -	\$ -	\$ -	\$ -	\$ -
\$ -	\$ -	\$ -	\$ -	\$ -	\$ -	\$ -
\$ -	\$ 7,254.74	\$ -	\$ 3,000.00	\$ 140,419.62	\$ 560.00	\$ 1,699,221.42
\$ -	\$ 300.00	\$ -	\$ -	\$ 5,756.25	\$ -	\$ 6,056.25

SPECIAL REVENUE FUND ACCOUNTS COVERING THE PERIOD JULY 1, 2018, to JUNE 30, 2019
ESTIMATE OF NEEDS FOR 2019-2020

EXHIBIT "J"

Page 1

Capital Project Fund Accounts:	Court house Sec. Fund	Veteran Statue Fund	Emerg. Reserve Fund
Schedule 1, Current Balance Sheet - June 30, 2019	2018-2019	2018-2019	2018-2019
CURRENT YEAR	Amount	Amount	Amount
ASSETS:			
Cash Balance June 30, 2019	\$ 5,538.63	\$ 751.34	\$ 60,000.00
Investments	\$ -	\$ -	\$ -
TOTAL ASSETS	\$ 5,538.63	\$ 751.34	\$ 60,000.00
LIABILITIES AND RESERVES:			
Warrants Outstanding	\$ 1,236.89	\$ -	\$ -
Reserve for Interest on Warrants	\$ -	\$ -	\$ -
Reserves From Schedule 8	\$ -	\$ -	\$ -
TOTAL LIABILITIES AND RESERVES	\$ 1,236.89	\$ -	\$ -
CASH FUND BALANCE JUNE 30, 2019	\$ 4,301.74	\$ 751.34	\$ 60,000.00
TOTAL LIABILITIES, RESERVES AND CASH FUND BALANCE	\$ 5,538.63	\$ 751.34	\$ 60,000.00

Schedule 5, Expenditures Capital Project Fund Accounts of Current Year	2018-2019	2018-2019	2018-2019
CURRENT YEAR	Amount	Amount	Amount
Cash Balance Reported to Excise Board 6-30-2018	\$ 3,537.12	\$ 751.34	\$ 60,000.00
Cash Fund Balance Transferred Out	\$ -	\$ -	\$ -
Cash Fund Balance Transferred In	\$ -	\$ -	\$ -
Adjusted Cash Balance	\$ 3,537.12	\$ 751.34	\$ 60,000.00
Miscellaneous Revenue (Schedule 4)	\$ 21,582.71	\$ -	\$ -
Cash Fund Balance Forward From Preceding Year	\$ -	\$ -	\$ -
Prior Expenditures Recovered	\$ -	\$ -	\$ -
TOTAL RECEIPTS	\$ 21,582.71	\$ -	\$ -
TOTAL RECEIPTS AND BALANCE	\$ 25,119.83	\$ 751.34	\$ 60,000.00
Warrants of Year in Caption	\$ 19,581.20	\$ -	\$ -
Interest Paid Thereon	\$ -	\$ -	\$ -
TOTAL DISBURSEMENTS	\$ 19,581.20	\$ -	\$ -
CASH BALANCE JUNE 30, 2019	\$ 5,538.63	\$ 751.34	\$ 60,000.00
Reserve for Warrants Outstanding	\$ 1,236.89	\$ -	\$ -
Reserve for Interest on Warrants	\$ -	\$ -	\$ -
Reserves From Schedule 8	\$ -	\$ -	\$ -
TOTAL LIABILITIES AND RESERVE	\$ 1,236.89	\$ -	\$ -
DEFICIT: (Red Figure)	\$ -	\$ -	\$ -
CASH FUND BALANCE FORWARD TO SUCCEEDING YEAR	\$ 4,301.74	\$ 751.34	\$ 60,000.00

Schedule 6, Special Revenue Fund Warrant Accounts of Current Year	2018-2019	2018-2019	2018-2019
CURRENT YEAR	Amount	Amount	Amount
Warrants Outstanding 6-30-2018 of Year in Caption	\$ -	\$ -	\$ -
Warrants Registered During Year	\$ 20,860.48	\$ -	\$ -
TOTAL	\$ 20,860.48	\$ -	\$ -
Warrants Paid During Year	\$ 19,623.59	\$ -	\$ -
Warrants Covered to Bonds or Judgements	\$ -	\$ -	\$ -
Warrants Cancelled	\$ -	\$ -	\$ -
Warrants Estopped by Statute	\$ -	\$ -	\$ -
TOTAL WARRANTS RETIRED	\$ 19,623.59	\$ -	\$ -
BALANCE WARRANTS OUTSTANDING JUNE 30, 2019	\$ 1,236.89	\$ -	\$ -

**SPECIAL REVENUE FUND ACCOUNTS COVERING THE PERIOD JULY 1, 2018, to JUNE 30, 2019
ESTIMATE OF NEEDS FOR 2019-2020**

EXHIBIT "J" 1

ST OSU Ext. Fund	Amb. Serv. Fund	Amb. Runs Fund	ST 3/8 Sher Fund	Emerg. Transport Fund	Fair Bd donation Fund	Total
2018-2019	2018-2019	2018-2019	2018-2019	2018-2019	2018-2019	
Amount	Amount	Amount	Amount	Amount	Amount	
\$ 135,594.87	\$ 26,974.11	\$ 53,522.35	\$ 1,126.68	\$ -	\$ 6,166.94	\$ 289,674.92
\$ -	\$ -	\$ -	\$ -	\$ -	\$ -	\$ -
\$ 135,594.87	\$ 26,974.11	\$ 53,522.35	\$ 1,126.68	\$ -	\$ 6,166.94	\$ 289,674.92
\$ 3,480.00	\$ -	\$ -	\$ 1,110.31	\$ -	\$ -	\$ 5,827.20
\$ -	\$ -	\$ -	\$ -	\$ -	\$ -	\$ -
\$ 1,360.50	\$ -	\$ -	\$ -	\$ -	\$ -	\$ 1,360.50
\$ 4,840.50	\$ -	\$ -	\$ 1,110.31	\$ -	\$ -	\$ 7,187.70
\$ 130,754.37	\$ 26,974.11	\$ 53,522.35	\$ 16.37	\$ -	\$ 6,166.94	\$ 282,487.22
\$ 135,594.87	\$ 26,974.11	\$ 53,522.35	\$ 1,126.68	\$ -	\$ 6,166.94	\$ 289,674.92

2018-2019	2018-2019	2018-2019	2018-2019	2018-2019	2018-2019	TOTAL
Amount	Amount	Amount	Amount	Amount	Amount	
\$ 101,924.75	\$ 43,035.45	\$ 63,421.85	\$ 1,295.48	\$ 71,751.79	\$ 1,118.34	\$ 346,836.12
\$ -	\$ -	\$ -	\$ -	\$ -	\$ -	\$ -
\$ 463.61	\$ -	\$ -	\$ -	\$ -	\$ -	\$ 463.61
\$ 102,388.36	\$ 43,035.45	\$ 63,421.85	\$ 1,295.48	\$ 71,751.79	\$ 1,118.34	\$ 347,299.73
\$ 100,971.45	\$ 336,571.52	\$ 224,381.01	\$ 396,165.72	\$ 478,248.21	\$ 7,850.00	\$ 1,565,770.62
\$ 5.55	\$ -	\$ -	\$ 120.05	\$ -	\$ -	\$ 125.60
\$ -	\$ -	\$ -	\$ -	\$ -	\$ -	\$ -
\$ 100,977.00	\$ 336,571.52	\$ 224,381.01	\$ 396,285.77	\$ 478,248.21	\$ 7,850.00	\$ 1,565,896.22
\$ 203,365.36	\$ 379,606.97	\$ 287,802.86	\$ 397,581.25	\$ 550,000.00	\$ 8,968.34	\$ 1,913,195.95
\$ 67,770.49	\$ 352,632.86	\$ 234,280.51	\$ 396,454.57	\$ 550,000.00	\$ 2,801.40	\$ 1,623,521.03
\$ -	\$ -	\$ -	\$ -	\$ -	\$ -	\$ -
\$ 67,770.49	\$ 352,632.86	\$ 234,280.51	\$ 396,454.57	\$ 550,000.00	\$ 2,801.40	\$ 1,623,521.03
\$ 135,594.87	\$ 26,974.11	\$ 53,522.35	\$ 1,126.68	\$ -	\$ 6,166.94	\$ 289,674.92
\$ 3,480.00	\$ -	\$ -	\$ 1,110.31	\$ -	\$ -	\$ 5,827.20
\$ -	\$ -	\$ -	\$ -	\$ -	\$ -	\$ -
\$ 1,360.50	\$ -	\$ -	\$ -	\$ -	\$ -	\$ 1,360.50
\$ 4,840.50	\$ -	\$ -	\$ 1,110.31	\$ -	\$ -	\$ 7,187.70
\$ -	\$ -	\$ -	\$ -	\$ -	\$ -	\$ -
\$ 130,754.37	\$ 26,974.11	\$ 53,522.35	\$ 16.37	\$ -	\$ 6,166.94	\$ 282,487.22

2018-2019	2018-2019	2018-2019	2018-2019	2018-2019	2018-2019	TOTAL
Amount	Amount	Amount	Amount	Amount	Amount	
\$ -	\$ -	\$ -	\$ 120.05	\$ -	\$ -	\$ 120.05
\$ 71,838.87	\$ 352,632.86	\$ 234,280.51	\$ 397,812.31	\$ 550,000.00	\$ 2,801.40	\$ 1,630,226.43
\$ 71,838.87	\$ 352,632.86	\$ 234,280.51	\$ 397,932.36	\$ 550,000.00	\$ 2,801.40	\$ 1,630,346.48
\$ 68,358.87	\$ 352,632.86	\$ 234,280.51	\$ 396,822.05	\$ 550,000.00	\$ 2,801.40	\$ 1,624,519.28
\$ -	\$ -	\$ -	\$ -	\$ -	\$ -	\$ -
\$ -	\$ -	\$ -	\$ -	\$ -	\$ -	\$ -
\$ -	\$ -	\$ -	\$ -	\$ -	\$ -	\$ -
\$ 68,358.87	\$ 352,632.86	\$ 234,280.51	\$ 396,822.05	\$ 550,000.00	\$ 2,801.40	\$ 1,624,519.28
\$ 3,480.00	\$ -	\$ -	\$ 1,110.31	\$ -	\$ -	\$ 5,827.20

SPECIAL REVENUE FUNDS COVERING THE PERIOD JULY 1, 2018, to JUNE 30, 2019
ESTIMATE OF NEEDS FOR 2019-2020

EXHIBIT "K"

Page 1

Enterprise Fund Accounts:	Co. Farm Lease Fund	CED Eng Fund	CCCBA Bond Int Fund
Schedule 1, Current Balance Sheet - June 30, 2019	2018-2019	2018-2019	2018-2019
CURRENT YEAR	Amount	Amount	Amount
ASSETS:			
Cash Balance June 30, 2019	\$ 32,452.14	\$ 60,778.38	\$ -
Investments	\$ -	\$ -	\$ -
TOTAL ASSETS	\$ 32,452.14	\$ 60,778.38	\$ -
LIABILITIES AND RESERVES:			
Warrants Outstanding	\$ -	\$ -	\$ -
Reserve for Interest on Warrants	\$ -	\$ -	\$ -
Reserves From Schedule 8	\$ -	\$ -	\$ -
TOTAL LIABILITIES AND RESERVES	\$ -	\$ -	\$ -
CASH FUND BALANCE JUNE 30, 2019	\$ 32,452.14	\$ 60,778.38	\$ -
TOTAL LIABILITIES, RESERVES AND CASH FUND BALANCE	\$ 32,452.14	\$ 60,778.38	\$ -

Schedule 5, Expenditures Enterprise Fund Accounts of Current Year	2018-2019	2018-2019	2018-2019
CURRENT YEAR	Amount	Amount	Amount
Cash Balance Reported to Excise Board 6-30-2019	\$ 28,825.00	\$ 5,465.38	\$ 95,789.51
Cash Fund Balance Transferred Out	\$ -	\$ -	\$ -
Cash Fund Balance Transferred In	\$ -	\$ -	\$ -
Adjusted Cash Balance	\$ 28,825.00	\$ 5,465.38	\$ 95,789.51
Miscellaneous Revenue (Schedule 4)	\$ 5,825.00	\$ 60,000.00	\$ -
Cash Fund Balance Forward From Preceding Year	\$ -	\$ -	\$ -
Prior Expenditures Recovered	\$ -	\$ -	\$ -
TOTAL RECEIPTS	\$ 5,825.00	\$ 60,000.00	\$ -
TOTAL RECEIPTS AND BALANCE	\$ 34,650.00	\$ 65,465.38	\$ 95,789.51
Warrants of Year in Caption	\$ 2,197.86	\$ 4,687.00	\$ 95,789.51
Interest Paid Thereon	\$ -	\$ -	\$ -
TOTAL DISBURSEMENTS	\$ 2,197.86	\$ 4,687.00	\$ 95,789.51
CASH BALANCE JUNE 30, 2019	\$ 32,452.14	\$ 60,778.38	\$ -
Reserve for Warrants Outstanding	\$ -	\$ -	\$ -
Reserve for Interest on Warrants	\$ -	\$ -	\$ -
Reserves From Schedule 8	\$ -	\$ -	\$ -
TOTAL LIABILITIES AND RESERVE	\$ -	\$ -	\$ -
DEFICIT: (Red Figure)	\$ -	\$ -	\$ -
CASH FUND BALANCE FORWARD TO SUCCEEDING YEAR	\$ 32,452.14	\$ 60,778.38	\$ -

Schedule 6, Enterprise Fund Warrant Accounts of Current Year	2018-2019	2018-2019	2018-2019
CURRENT YEAR	Amount	Amount	Amount
Warrants Outstanding 6-30-2018 of Year in Caption	\$ -	\$ -	\$ -
Warrants Registered During Year	\$ 2,197.86	\$ 4,687.00	\$ 95,789.51
TOTAL	\$ 2,197.86	\$ 4,687.00	\$ 95,789.51
Warrants Paid During Year	\$ 2,197.86	\$ 4,687.00	\$ 95,789.51
Warrants Covered to Bonds or Judgements	\$ -	\$ -	\$ -
Warrants Cancelled	\$ -	\$ -	\$ -
Warrants Estopped by Statute	\$ -	\$ -	\$ -
TOTAL WARRANTS RETIRED	\$ 2,197.86	\$ 4,687.00	\$ 95,789.51
BALANCE WARRANTS OUTSTANDING JUNE 30, 2019	\$ -	\$ -	\$ -

SPECIAL REVENUE FUNDS COVERING THE PERIOD JULY 1, 2018, to JUNE 30, 2019
ESTIMATE OF NEEDS FOR 2019-2020

EXHIBIT "K" 1

CCCBA Renov Fund	Co. Bridges Fund	Newcanine don Fund	Sher Canine Officer Fund	Apache Nutrition Fund	Fund	
2018-2019	2018-2019	2018-2019	2018-2019	2018-2019	2018-2019	
Amount	Amount	Amount	Amount	Amount	Amount	Total
\$ (0.00)	\$ 951,596.80	\$ 1,517.68	\$ 3,481.19	\$ 2,965.07	\$ -	\$ 1,052,791.26
\$ -	\$ -	\$ -	\$ -	\$ -	\$ -	\$ -
\$ (0.00)	\$ 951,596.80	\$ 1,517.68	\$ 3,481.19	\$ 2,965.07	\$ -	\$ 1,052,791.26
\$ -	\$ -	\$ -	\$ -	\$ -	\$ -	\$ -
\$ -	\$ 73,402.50	\$ -	\$ -	\$ -	\$ -	\$ 73,402.50
\$ -	\$ 73,402.50	\$ -	\$ -	\$ -	\$ -	\$ 73,402.50
\$ (0.00)	\$ 878,194.30	\$ 1,517.68	\$ 3,481.19	\$ 2,965.07	\$ -	\$ 979,388.76
\$ (0.00)	\$ 951,596.80	\$ 1,517.68	\$ 3,481.19	\$ 2,965.07	\$ -	\$ 1,052,791.26

2018-2019	2018-2019	2018-2019	2018-2019	2018-2019	2018-2019	
Amount	Amount	Amount	Amount	Amount	Amount	TOTAL
\$ 8,812.51	\$ 968,107.08	\$ -	\$ 1,489.19	\$ 2,965.07	\$ -	\$ 1,111,453.74
\$ -	\$ -	\$ -	\$ -	\$ -	\$ -	\$ -
\$ -	\$ -	\$ -	\$ -	\$ -	\$ -	\$ -
\$ 8,812.51	\$ 968,107.08	\$ -	\$ 1,489.19	\$ 2,965.07	\$ -	\$ 1,111,453.74
\$ (6,850.00)	\$ 766,756.12	\$ 7,103.63	\$ 3,100.00	\$ -	\$ -	\$ 835,934.75
\$ -	\$ 44,727.88	\$ -	\$ 48.75	\$ -	\$ -	\$ 44,776.63
\$ -	\$ -	\$ -	\$ -	\$ -	\$ -	\$ -
\$ (6,850.00)	\$ 811,484.00	\$ 7,103.63	\$ 3,148.75	\$ -	\$ -	\$ 880,711.38
\$ 1,962.51	\$ 1,779,591.08	\$ 7,103.63	\$ 4,637.94	\$ 2,965.07	\$ -	\$ 1,992,165.12
\$ 1,962.51	\$ 827,994.28	\$ 5,585.95	\$ 1,156.75	\$ -	\$ -	\$ 939,373.86
\$ -	\$ -	\$ -	\$ -	\$ -	\$ -	\$ -
\$ 1,962.51	\$ 827,994.28	\$ 5,585.95	\$ 1,156.75	\$ -	\$ -	\$ 939,373.86
\$ (0.00)	\$ 951,596.80	\$ 1,517.68	\$ 3,481.19	\$ 2,965.07	\$ -	\$ 1,052,791.26
\$ -	\$ -	\$ -	\$ -	\$ -	\$ -	\$ -
\$ -	\$ -	\$ -	\$ -	\$ -	\$ -	\$ -
\$ -	\$ 73,402.50	\$ -	\$ -	\$ -	\$ -	\$ 73,402.50
\$ -	\$ 73,402.50	\$ -	\$ -	\$ -	\$ -	\$ 73,402.50
\$ -	\$ -	\$ -	\$ -	\$ -	\$ -	\$ -
\$ (0.00)	\$ 878,194.30	\$ 1,517.68	\$ 3,481.19	\$ 2,965.07	\$ -	\$ 979,388.76

2018-2019	2018-2019	2018-2019	2018-2019	2018-2019	2018-2019	
Amount	Amount	Amount	Amount	Amount	Amount	TOTAL
\$ -	\$ -	\$ -	\$ 298.75	\$ -	\$ -	\$ 298.75
\$ 1,962.51	\$ 872,541.40	\$ 5,585.95	\$ 1,156.75	\$ -	\$ -	\$ 983,920.98
\$ 1,962.51	\$ 872,541.40	\$ 5,585.95	\$ 1,455.50	\$ -	\$ -	\$ 984,219.73
\$ 1,962.51	\$ 872,541.40	\$ 5,585.95	\$ 1,455.50	\$ -	\$ -	\$ 984,219.73
\$ -	\$ -	\$ -	\$ -	\$ -	\$ -	\$ -
\$ -	\$ -	\$ -	\$ -	\$ -	\$ -	\$ -
\$ -	\$ -	\$ -	\$ -	\$ -	\$ -	\$ -
\$ 1,962.51	\$ 872,541.40	\$ 5,585.95	\$ 1,455.50	\$ -	\$ -	\$ 984,219.73
\$ -	\$ -	\$ -	\$ -	\$ -	\$ -	\$ -

SPECIAL REVENUE FUND ACCOUNTS COVERING THE PERIOD JULY 1, 2018, to JUNE 30, 2019
ESTIMATE OF NEEDS FOR 2019-2020

EXHIBIT "L"

Page 1

Internal Service Fund Accounts:	BIA Radio Tower Fund	BIA Bridges Fund	Detention Center Com Fund
Schedule 1, Current Balance Sheet - June 30, 2019	2018-2019	2018-2019	2018-2019
CURRENT YEAR	Amount	Amount	Amount
ASSETS:			
Cash Balance June 30, 2019	\$ -	\$ -	\$ 66,978.23
Investments	\$ -	\$ -	\$ -
TOTAL ASSETS	\$ -	\$ -	\$ 66,978.23
LIABILITIES AND RESERVES:			
Warrants Outstanding	\$ -	\$ -	\$ -
Reserve for Interest on Warrants	\$ -	\$ -	\$ -
Reserves From Schedule 8	\$ -	\$ -	\$ -
TOTAL LIABILITIES AND RESERVES	\$ -	\$ -	\$ -
CASH FUND BALANCE JUNE 30, 2019	\$ -	\$ -	\$ 66,978.23
TOTAL LIABILITIES, RESERVES AND CASH FUND BALANCE	\$ -	\$ -	\$ 66,978.23

Schedule 5, Expenditures Internal Service Fund Accounts of Current Year	2018-2019	2018-2019	2018-2019
CURRENT YEAR	Amount	Amount	Amount
Cash Balance Reported to Excise Board 6-30-2018	\$ 25,184.10	\$ 14,163.26	\$ 44,306.53
Cash Fund Balance Transferred Out	\$ -	\$ -	\$ -
Cash Fund Balance Transferred In	\$ -	\$ -	\$ -
Adjusted Cash Balance	\$ 25,184.10	\$ 14,163.26	\$ 44,306.53
Miscellaneous Revenue (Schedule 4)	\$ (25,184.10)	\$ (14,163.26)	\$ 44,219.70
Cash Fund Balance Forward From Preceding Year	\$ -	\$ -	\$ -
Prior Expenditures Recovered	\$ -	\$ -	\$ -
TOTAL RECEIPTS	\$ (25,184.10)	\$ (14,163.26)	\$ 44,219.70
TOTAL RECEIPTS AND BALANCE	\$ -	\$ -	\$ 88,526.23
Warrants of Year in Caption	\$ -	\$ -	\$ 21,548.00
Interest Paid Thereon	\$ -	\$ -	\$ -
TOTAL DISBURSEMENTS	\$ -	\$ -	\$ 21,548.00
CASH BALANCE JUNE 30, 2019	\$ -	\$ -	\$ 66,978.23
Reserve for Warrants Outstanding	\$ -	\$ -	\$ -
Reserve for Interest on Warrants	\$ -	\$ -	\$ -
Reserves From Schedule 8	\$ -	\$ -	\$ -
TOTAL LIABILITIES AND RESERVE	\$ -	\$ -	\$ -
DEFICIT: (Red Figure)	\$ -	\$ -	\$ -
CASH FUND BALANCE FORWARD TO SUCCEEDING YEAR	\$ -	\$ -	\$ 66,978.23

Schedule 6, Internal Service Fund Warrant Accounts of Current Year	2018-2019	2018-2019	2018-2019
CURRENT YEAR	Amount	Amount	Amount
Warrants Outstanding 6-30-2018 of Year in Caption	\$ -	\$ -	\$ -
Warrants Registered During Year	\$ -	\$ -	\$ 21,548.00
TOTAL	\$ -	\$ -	\$ 21,548.00
Warrants Paid During Year	\$ -	\$ -	\$ 21,548.00
Warrants Covered to Bonds or Judgements	\$ -	\$ -	\$ -
Warrants Cancelled	\$ -	\$ -	\$ -
Warrants Estopped by Statute	\$ -	\$ -	\$ -
TOTAL WARRANTS RETIRED	\$ -	\$ -	\$ 21,548.00
BALANCE WARRANTS OUTSTANDING JUNE 30, 2019	\$ -	\$ -	\$ -

SPECIAL REVENUE FUND ACCOUNTS COVERING THE PERIOD JULY 1, 2018, to JUNE 30, 2019
ESTIMATE OF NEEDS FOR 2019-2020

EXHIBIT "L"

1

JAG-LLE Grant	BIA Windmill Stecke		BIA Wichita		e-911 Wireless		
Fund	Fund	Fund	Fund	Fund	Fund	Fund	
2018-2019	2018-2019	2018-2019	2018-2019	2018-2019	2018-2019	2018-2019	Total
Amount	Amount	Amount	Amount	Amount	Amount	Amount	
\$ -	\$ -	\$ -	\$ 0.00	\$ -	\$ 53,488.68	\$ -	\$ 120,466.91
\$ -	\$ -	\$ -	\$ -	\$ -	\$ -	\$ -	\$ -
\$ -	\$ -	\$ -	\$ 0.00	\$ -	\$ 53,488.68	\$ -	\$ 120,466.91
\$ -	\$ -	\$ -	\$ -	\$ -	\$ 6,022.31	\$ -	\$ 6,022.31
\$ -	\$ -	\$ -	\$ -	\$ -	\$ -	\$ -	\$ -
\$ -	\$ -	\$ -	\$ -	\$ -	\$ -	\$ -	\$ -
\$ -	\$ -	\$ -	\$ -	\$ -	\$ 6,022.31	\$ -	\$ 6,022.31
\$ -	\$ -	\$ -	\$ 0.00	\$ -	\$ 47,466.37	\$ -	\$ 114,444.60
\$ -	\$ -	\$ -	\$ 0.00	\$ -	\$ 53,488.68	\$ -	\$ 120,466.91

2018-2019	2018-2019	2018-2019	2018-2019	2018-2019	2018-2019	
Amount	Amount	Amount	Amount	Amount	Amount	TOTAL
\$ 9,992.30	\$ -	\$ -	\$ 1,627.60	\$ -	\$ 54,377.71	\$ 149,651.50
\$ -	\$ -	\$ -	\$ -	\$ -	\$ -	\$ -
\$ -	\$ -	\$ -	\$ -	\$ -	\$ 0.21	\$ 0.21
\$ 9,992.30	\$ -	\$ -	\$ 1,627.60	\$ -	\$ 54,377.92	\$ 149,651.71
\$ (9,992.30)	\$ -	\$ 386,329.58	\$ (1,627.60)	\$ -	\$ 236,031.19	\$ 615,613.21
\$ -	\$ -	\$ -	\$ -	\$ -	\$ 151.92	\$ 151.92
\$ -	\$ -	\$ -	\$ -	\$ -	\$ -	\$ -
\$ (9,992.30)	\$ -	\$ 386,329.58	\$ (1,627.60)	\$ -	\$ 236,183.11	\$ 615,765.13
\$ -	\$ -	\$ 386,329.58	\$ 0.00	\$ -	\$ 290,561.03	\$ 765,416.84
\$ -	\$ -	\$ 386,329.58	\$ -	\$ -	\$ 237,072.35	\$ 644,949.93
\$ -	\$ -	\$ -	\$ -	\$ -	\$ -	\$ -
\$ -	\$ -	\$ 386,329.58	\$ -	\$ -	\$ 237,072.35	\$ 644,949.93
\$ -	\$ -	\$ -	\$ 0.00	\$ -	\$ 53,488.68	\$ 120,466.91
\$ -	\$ -	\$ -	\$ -	\$ -	\$ 6,022.31	\$ 6,022.31
\$ -	\$ -	\$ -	\$ -	\$ -	\$ -	\$ -
\$ -	\$ -	\$ -	\$ -	\$ -	\$ -	\$ -
\$ -	\$ -	\$ -	\$ -	\$ -	\$ 6,022.31	\$ 6,022.31
\$ -	\$ -	\$ -	\$ -	\$ -	\$ -	\$ -
\$ -	\$ -	\$ 386,329.58	\$ -	\$ -	\$ 241,586.39	\$ 649,463.97
\$ -	\$ -	\$ -	\$ -	\$ -	\$ 6,022.31	\$ 6,022.31
\$ -	\$ -	\$ -	\$ 0.00	\$ -	\$ 47,466.37	\$ 114,444.60

2018-2019	2018-2019	2018-2019	2018-2019	2018-2019	2018-2019	
Amount	Amount	Amount	Amount	Amount	Amount	TOTAL
\$ -	\$ -	\$ -	\$ -	\$ -	\$ 4,342.56	\$ 4,342.56
\$ -	\$ -	\$ 386,329.58	\$ -	\$ -	\$ 243,266.14	\$ 651,143.72
\$ -	\$ -	\$ 386,329.58	\$ -	\$ -	\$ 247,608.70	\$ 655,486.28
\$ -	\$ -	\$ 386,329.58	\$ -	\$ -	\$ 241,586.39	\$ 649,463.97
\$ -	\$ -	\$ -	\$ -	\$ -	\$ -	\$ -
\$ -	\$ -	\$ -	\$ -	\$ -	\$ -	\$ -
\$ -	\$ -	\$ -	\$ -	\$ -	\$ -	\$ -
\$ -	\$ -	\$ 386,329.58	\$ -	\$ -	\$ 241,586.39	\$ 649,463.97
\$ -	\$ -	\$ -	\$ -	\$ -	\$ 6,022.31	\$ 6,022.31

CERTIFICATE OF EXCISE BOARD
ESTIMATE OF NEEDS FOR 2019-2020

STATE OF OKLAHOMA, COUNTY OF CADDO

We, the members of the Excise Board of said County and State, do hereby certify that we have examined the foregoing estimates of proposed current expenses for the ensuing fiscal year as filed with the Board of County Commissioners, and those directly under, or in contractual relationship with, the Board of County Commissioners; we have ascertained from the Financial Statements submitted therewith the amount of Surplus Balances of Cash on Hand; we have considered the uncollected ad valorem taxes of the previous year or years; and we have ascertained that the probable Income estimated to be collected from all sources other than ad valorem taxation may reasonably be expected as a revenue for the ensuing fiscal year, and that the same does not exceed 90% of the actual collection from such sources for the previous fiscal year.

In so doing, we have diligently performed the duties imposed upon the Excise Board by 68 O.S. 1991 Section 3007, (1) ascertaining that the financial statements, as to statistics therein contained reflect the true fiscal condition at the close of the fiscal year, or caused the same to be corrected so to show; (2) struck from the estimate of needs so submitted any items not authorized by law and reduced to the sum authorized by law any items restricted by statute as to the amount lawfully expendable therefore; (3) supplemented such estimate, after proper publication, by an estimate of needs prepared by this Excise Board to make provision for mandatory governmental functions where the estimate submitted wholly failed or was deemed inadequate to fulfill the mandate of the Constitutions or of the Legislature; (4) computed the total means available to each fund in the manner provided; and (5) then and only thereafter. -

Accordingly, we have and do hereby appropriate the Surplus Balances of Cash on Hand, and the Revenues and Levies hereinafter set forth for each Fund to the several and specific purposes named in such estimates, by each, to the intent and purpose that CONSTITUTIONAL GOVERNMENTAL FUNCTIONS shall be first assured and provided for, and subsequently to provide for Legislative Governmental Functions insofar as to the available Surpluses, Revenues and Levies will permit; and we have provided also that the Levies are in excess of the amount appropriated to needs after deducting the surplus cash balance on hand, and Estimated Revenues other than tax, by the percentage and amount or reserve for delinquent tax as hereinafter set forth, which we have determined in the manner provided by law.

We further certify that we have examined the within statements of account and estimated needs or requirements of the Governing Board of 2018 County, in relation to the Sinking Fund or Funds thereof, and after finding the same correct or having caused the same to be corrected pursuant to 68 O. S. 1991 Section 3009, have approved the requirements therefor to fulfill the conditions of Section 26 and 28 of Article 10, Oklahoma Constitution, and have made and certified a tax levy therefor to the extent of the excess of said total requirements over the total of items 2, 3, 6, and 12 of Exhibit "Y" (Page 2) and any other legal deduction, including a reserve of 10_% for delinquent taxes.

CADDO COUNTY,
STATISTICAL DATA
FISCAL YEAR 2018-2019

Total Valuation

Total Gross Valuation Real Property	\$	84,710,215.00
Total Homestead Exemption	\$	6,758,088.00
Total Real Property	\$	77,952,127.00
Total Personal Property	\$	78,658,541.00
Total Public Service Property	\$	36,680,041.00
Total Valuation of Property	\$	193,290,709.00



PUBLICATION SHEET - CADDO COUNTY, OKLAHOMA
 FINANCIAL STATEMENT OF THE VARIOUS FUNDS FOR THE FISCAL YEAR ENDING JUNE 30, 2019, AND ESTIMATE OF NEEDS
 FOR THE FISCAL YEAR ENDING JUNE 30, 2020, OF THE GOVERNING BOARD OF
 CADDO COUNTY, OKLAHOMA

EXHIBIT "Z"

Page 1

STATEMENT OF FINANCIAL CONDITION AS OF JUNE 30, 2019	GENERAL FUND	BUILDING FUND	CO-OP FUND	HEALTH FUND
	Detail	Detail	Detail	Detail
ASSETS:				
Cash Balance June 30, 2019	\$ 1,525,600.94	\$ -	\$ -	\$ 354,818.15
Investments	\$ -	\$ -	\$ -	\$ -
TOTAL ASSETS	\$ 1,525,600.94	\$ -	\$ -	\$ 354,818.15
LIABILITIES AND RESERVES:				
Warrants Outstanding	\$ 54,979.61	\$ -	\$ -	\$ 7,106.85
Reserve for Interest on Warrants	\$ -	\$ -	\$ -	\$ -
Reserves From Schedule 8	\$ 108,091.57	\$ -	\$ -	\$ 54,756.90
TOTAL LIABILITIES AND RESERVES	\$ 163,071.18	\$ -	\$ -	\$ 61,863.75
CASH FUND BALANCE (Deficit) JUNE 30, 2019	\$ 1,362,529.76	\$ -	\$ -	\$ 292,954.40

ESTIMATED NEEDS FOR FISCAL YEAR ENDING JUNE 30, 2019

GENERAL FUND	GENERAL FUND	SINKING FUND BALANCE SHEET	SINKING FUND
Current Expense	\$ 3,161,890.54	1. Cash Balance on Hand June 30, 2019	\$ -
Reserve for Int. on Warrants & Revaluation	\$ -	2. Legal Investments Properly Maturing	\$ -
Total Required	\$ 3,161,890.54	3. Judgements Paid to Recover by Tax Levy	\$ -
FINANCED		4. Total Liquid Assets	\$ -
Cash Fund Balance	\$ 1,362,529.76	Deduct Matured Indebtedness:	
Estimated Miscellaneous Revenue	\$ -	5. a. Past-Due Coupons	\$ -
Total Deductions	\$ 1,362,529.76	6. b. Interest Accrued Thereon	\$ -
Balance to Raise from Ad Valorem Tax	\$ 1,799,360.78	7. c. Past-Due Bonds	\$ -
ESTIMATED MISCELLANEOUS REVENUE:		8. d. Interest Thereon After Last Coupon	\$ -
1000 Charges for Services	\$ -	9. e. Fiscal Agency Commissions on Above	\$ -
2000 Local Sources of Revenue	\$ -	10. f. Judgements and Int. Levied for/Unpaid	\$ -
3000 State Sources of Revenue	\$ -	11. Total Items a. Through f.	\$ -
4000 Federal Sources of Revenue	\$ -	12. Balance of Assets Subject to Accruals	\$ -
5000 Miscellaneous Revenue	\$ -	Deduct Accrual Reserve If Assets Sufficient:	
6111 Contributions from Other Funds	\$ -	13. g. Earned Unmatured Interest	\$ -
Total Estimated Revenue	\$ -	14. h. Accrual on Final Coupons	\$ -
INDUSTRIAL DEVELOPMENT BONDS	INDUSTRIAL BONDS	15. i. Accrued on Unmatured Bonds	\$ -
1. Cash Balance on Hand June 30, 2019	\$ -	16. Total Items g. Through i.	\$ -
2. Legal Investments Properly Maturing	\$ -	17. Excess of Assets Over Accrual Reserves **	\$ -
3. Total Liquid Assets	\$ -	SINKING FUND REQUIREMENTS FOR 2019-2020	
Deduct Matured Indebtedness		1. Interest Earnings on Bonds	\$ -
4. a. Past-Due Coupons	\$ -	2. Accrual on Unmatured Bonds	\$ -
5. b. Interest Accrued Thereon	\$ -	3. Annual Accrual on "Prepaid" Judgements	\$ -
6. c. Past-Due Bonds	\$ -	4. Annual Accrual on "Unpaid" Judgements	\$ -
7. d. Interest Thereon After Last Coupon	\$ -	5. Interest on Unpaid Judgements	\$ -
8. e. Fiscal Agency Commissions on Above	\$ -	6. Annual Accrual From Exhibit KK	\$ -
9. Balance of Assets Subject to Accruals	\$ -		
10. Deduct: g. Earned Unmatured Interest	\$ -		
11. h. Accrual on Final Coupons	\$ -		
12. i. Accrued on Unmatured Bonds	\$ -		
13. Excess of Assets Over Accrual Reserves*	\$ -		
INDUSTRIAL BOND REQUIREMENTS FOR 2019-2020			
1. Interest Earnings on Bonds	\$ -		
2. Accrual on Unmatured Bonds	\$ -		
Total Sinking Fund Requirements	\$ -	Total Sinking Fund Requirements	\$ -
Deduct:		Deduct:	
1. Excess of Assets Over Liabilities	\$ -	1. Exces of Assets Over Liabilities	\$ -
2. Surplus Building Fund Cash	\$ -	2. Surplus Building Fund Cash	\$ -
Balance Required	\$ -	Balance to Raise By Tax Levy	\$ -

PUBLICATION SHEET - CADDO COUNTY, OKLAHOMA
 FINANCIAL STATEMENT OF THE VARIOUS FUNDS FOR THE FISCAL YEAR ENDING JUNE 30, 2019, AND ESTIMATE OF NEEDS
 FOR THE FISCAL YEAR ENDING JUNE 30, 2020, OF THE GOVERNING BOARD OF
 CADDO COUNTY, OKLAHOMA

EXHIBIT "Z"

	SINKING FUND
** If line 12 is less than line 16 after omitting "h" deduct the following each in turn from line 4, "Total Liquid Assets".	
13d. j. Unmatured Coupons Due 4-1-2020	\$ -
14d. k. Unmatured Bonds So Due	
15d. l. Whatever Remains is for Exhibit KK Line E.	\$ -
16d. Deficit as Shown on Sinking Fund Balance Sheet.	\$ -
17d. Less Cash Requirements for Current Fiscal Year in Excess of Cash on Hand (From Line 15d Above).	
18d. Remaining Deficit is for Exhibit KK Line F.	\$ -

	BUILDING FUND	CO-OP FUND	HEALTH FUND
Current Expense	\$ -	\$ -	\$ 472,187.60
Reserve for Int. on Warrants & Revaluation	\$ -	\$ -	\$ -
Total Required	\$ -	\$ -	\$ 472,187.60
FINANCED:			
Cash Fund Balance	\$ -	\$ -	\$ 292,954.40
Estimated Miscellaneous Revenue	\$ -	\$ -	\$ -
Total Deductions	\$ -	\$ -	\$ 292,954.40
Balance to Raise from Ad Valorem Tax and Co-op Fund Balance	\$ -	\$ -	\$ 179,233.20

	INDUSTRIAL BOND FUND
* If line 14 is less than the sum of lines g, h, i. after omitting "h" deduct the following each in turn from line 4, "Total Liquid Assets".	
13d. j. Unmatured Coupons Due Before 4-1-2020	\$ -
14d. k. Unmatured Bonds So Due	
15d. l. Whatever Remains is for Exhibit KKI Line E.	\$ -
16d. Deficit as Shown on Industrial Bonds Balance Sheet.	\$ -
17d. Less Cash Requirements for Current Fiscal Year in Excess of Cash on Hand (From Line 15d Above).	
18d. Remaining Deficit is for Exhibit KKI Line F.	\$ -


CERTIFICATE - GOVERNING BOARD

STATE OF OKLAHOMA, COUNTY OF CADDO, ss:

We, the undersigned duly elected, qualified Governing Officers of Caddo County Oklahoma, do hereby certify that at a meeting of the Governing Body of the said County, begun at the time provided by law for Counties and pursuant to the provisions of 68 O. S. 1991 Sec. 3002, the foregoing statement was prepared and is a true and correct condition of the Financial Affairs of said County as reflected by the record of the County Clerk and Treasurer. We further certify that the forgoing estimate for current expenses for the fiscal year beginning July 1, 2019, and ending June 30, 2020, as shown are reasonably necessary for the proper conduct of the affairs of the said County, that the Estimated Income to be derived from sources other than ad valorem taxation does not exceed the lawfully authorized ration of the revenue derived from the same sources during the preceding fiscal year.



 Chairman of Board

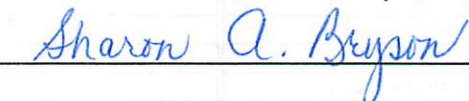


 Commissioner




 Commissioner

Subscribed and sworn to before me this 26 day of August, 2019.



 Public



Attest 

 County Clerk Seal



Required to be published in a legally-qualified newspaper printed in the County, or one issue published in a legally-qualified newspaper of general circulation in the County.

PUBLICATION SHEET - CADDO COUNTY, OKLAHOMA
ESTIMATE OF NEEDS BY APPROPRIATED ACCOUNT FOR 2019-2020

EXHIBIT "Z"

1a

Governmental Budget Accounts		
FISCAL YEAR 2019-2020		
DEPARTMENTS OF GOVERNMENT APPROPRIATED ACCOUNTS	NEEDS AS REQUESTED BY GOVERNING BOARD	APPROVED BY COUNTY EXCISE BOARD
01 DISTRICT ATTORNEY - STATE:		
01a Personal Services	\$ -	\$ -
01b Part Time Help	\$ -	\$ -
01c Travel	\$ -	\$ -
01d Maintenance and Operation	\$ -	\$ -
01e Capital Outlay	\$ -	\$ -
01f Intergovernmental	\$ -	\$ -
01g Other-	\$ -	\$ -
01 Total	\$ -	\$ -
02 DISTRICT ATTORNEY - COUNTY:		
02a Personal Services	\$ -	\$ -
02b Part Time Help	\$ -	\$ -
02c Travel	\$ -	\$ -
02d Maintenance and Operation	\$ -	\$ -
02e Capital Outlay	\$ -	\$ -
02f Intergovernmental	\$ -	\$ -
02g Law Library	\$ -	\$ -
02h Other-	\$ -	\$ -
02 Total	\$ -	\$ -
04 COUNTY SHERIFF:		
04a Personal Services	\$ 721,315.91	\$ 721,315.91
04b Part Time Help	\$ -	\$ -
04c Travel	\$ -	\$ -
04d Maintenance and Operation	\$ -	\$ -
04e Capital Outlay	\$ -	\$ -
04f Intergovernmental	\$ -	\$ -
04g Sheriff's Fees	\$ -	\$ -
04h Board of Prisoners	\$ -	\$ -
04i Other -	\$ -	\$ -
04 Total	\$ 721,315.91	\$ 721,315.91
06 COUNTY TREASURER:		
06a Personal Services	\$ 219,747.12	\$ 219,747.12
06b Part Time Help	\$ -	\$ -
06c Travel	\$ -	\$ -
06d Maintenance and Operation	\$ 5,999.00	\$ 5,999.00
06e Capital Outlay	\$ 1.00	\$ 1.00
06f Intergovernmental	\$ -	\$ -
06g Other -	\$ -	\$ -
06 Total	\$ 225,747.12	\$ 225,747.12
08 COUNTY COMMISSIONERS:		
08a Personal Services	\$ -	\$ -
08b Part Time Help	\$ -	\$ -
08c Travel	\$ -	\$ -
08d Maintenance and Operation	\$ -	\$ -
08e Capital Outlay	\$ -	\$ -
08f Intergovernmental	\$ -	\$ -
08g Other -	\$ -	\$ -
08 Total	\$ -	\$ -

PUBLICATION SHEET - CADDO COUNTY, OKLAHOMA
ESTIMATE OF NEEDS BY APPROPRIATED ACCOUNT FOR 2019-2020

EXHIBIT "Z"

1b

DEPARTMENTS OF GOVERNMENT APPROPRIATED ACCOUNTS	Governmental Budget Accounts	
	FISCAL YEAR 2019-2020	
	NEEDS AS	APPROVED BY
	REQUESTED BY	COUNTY
	GOVERNING	EXCISE BOARD
	BOARD	
09 COUNTY COMMISSIONERS O.S.U. EXTENSION:		
09a Personal Services	\$ -	\$ -
09b Part Time Help	\$ -	\$ -
09c Travel	\$ -	\$ -
09d Maintenance and Operation	\$ 16,000.00	\$ 16,000.00
09e Capital Outlay	\$ -	\$ -
09f Intergovernmental	\$ -	\$ -
09g Other -	\$ -	\$ -
09 Total	\$ 16,000.00	\$ 16,000.00
10 COUNTY CLERK:		
10a Personal Services	\$ 265,560.42	\$ 265,560.42
10b Part Time Help	\$ 800.00	\$ 800.00
10c Travel	\$ 1.00	\$ 1.00
10d Maintenance and Operation	\$ -	\$ -
10e Capital Outlay	\$ 2,000.00	\$ 2,000.00
10f Intergovernmental	\$ -	\$ -
10g Lien Fees	\$ -	\$ -
010h Other -	\$ -	\$ -
10 Total	\$ 268,361.42	\$ 268,361.42
14 COURT CLERK:		
14a Personal Services	\$ 262,639.24	\$ 262,639.24
14b Part Time Help	\$ 750.00	\$ 750.00
14c Travel	\$ 1,500.00	\$ 1,500.00
14d Maintenance and Operation	\$ -	\$ -
14e Capital Outlay	\$ 1.00	\$ 1.00
14f Intergovernmental	\$ -	\$ -
14g Other -	\$ -	\$ -
14 Total	\$ 264,890.24	\$ 264,890.24
16 COUNTY ASSESSOR:		
16a Personal Services	\$ 224,595.23	\$ 224,595.23
16b Part Time Help	\$ 6,000.00	\$ 6,000.00
16c Travel	\$ 4,500.00	\$ 4,500.00
16d Maintenance and Operation	\$ 27,500.00	\$ 27,500.00
16e Capital Outlay	\$ -	\$ -
16f Intergovernmental	\$ -	\$ -
16g Other -	\$ -	\$ -
16h Other -	\$ -	\$ -
16 Total	\$ 262,595.23	\$ 262,595.23
17 REVALUATION OF REAL PROPERTY:		
17a Personal Services	\$ 188,573.99	\$ 188,573.99
17b Part Time Help	\$ 5,500.00	\$ 5,500.00
17c Travel	\$ 6,000.00	\$ 6,000.00
17d Maintenance and Operation	\$ 67,000.00	\$ 67,000.00
17e Capital Outlay	\$ 2,000.00	\$ 2,000.00
17f Intergovernmental	\$ -	\$ -
17g Other -	\$ -	\$ -
17h Other -	\$ -	\$ -
17 Total	\$ 269,073.99	\$ 269,073.99

PUBLICATION SHEET - CADDO COUNTY, OKLAHOMA
ESTIMATE OF NEEDS BY APPROPRIATED ACCOUNT FOR 2019-2020

EXHIBIT "Z"

1c

Governmental Budget Accounts		
FISCAL YEAR 2019-2020		
DEPARTMENTS OF GOVERNMENT	NEEDS AS	APPROVED BY
APPROPRIATED ACCOUNTS	REQUESTED BY	COUNTY
	GOVERNING	EXCISE BOARD
	BOARD	
18 JUVENILE SHELTER BUREAU:		
18a Personal Services	\$ 50,798.02	\$ 50,798.02
18b Part Time Help	\$ -	\$ -
18c Travel	\$ -	\$ -
18d Maintenance and Operation	\$ 55,000.00	\$ 55,000.00
18e Capital Outlay	\$ -	\$ -
18f Intergovernmental	\$ -	\$ -
18g Other -	\$ -	\$ -
18 Total	\$ 105,798.02	\$ 105,798.02
19 DISTRICT COURT:		
19a Personal Services	\$ -	\$ -
19b Part Time Help	\$ -	\$ -
19c Travel	\$ -	\$ -
19d Maintenance and Operation	\$ -	\$ -
19e Capital Outlay	\$ -	\$ -
19f Intergovernmental	\$ -	\$ -
19g Other -	\$ -	\$ -
19 Total	\$ -	\$ -
20 GENERAL GOVERNMENT		
20a Personal Services	\$ -	\$ -
20b Part Time Help	\$ -	\$ -
20c Travel	\$ -	\$ -
20d Maintenance and Operation	\$ 47,894.60	\$ 47,894.60
20e Capital Outlay	\$ 1.00	\$ 1.00
20f Intergovernmental	\$ 10,500.00	\$ 10,500.00
20g Other -	\$ 29,151.20	\$ 29,151.20
20h Other -	\$ -	\$ -
20i Other -	\$ 34,194.74	\$ 34,194.74
20j Other -	\$ -	\$ -
20 Total	\$ 121,741.54	\$ 121,741.54
21 EXCISE - EQUALIZATION BOARD:		
21a Personal Services	\$ 2,260.86	\$ 2,260.86
21b Part Time Help	\$ -	\$ -
21c Travel	\$ 1,104.32	\$ 1,104.32
21d Maintenance and Operation	\$ -	\$ -
21e Capital Outlay	\$ -	\$ -
21f Intergovernmental	\$ -	\$ -
21g Other -	\$ -	\$ -
21 Total	\$ 3,365.18	\$ 3,365.18
22 COUNTY ELECTION EXPENSE:		
22a Personal Services	\$ 82,787.00	\$ 82,787.00
22b Part Time Help	\$ 5,000.00	\$ 5,000.00
22c Travel	\$ 1,000.00	\$ 1,000.00
22d Maintenance and Operation	\$ 15,550.00	\$ 15,550.00
22e Capital Outlay	\$ 1,000.00	\$ 1,000.00
22f Intergovernmental	\$ -	\$ -
22g Other -	\$ -	\$ -
22 Total	\$ 105,337.00	\$ 105,337.00

PUBLICATION SHEET - CADDO COUNTY, OKLAHOMA
ESTIMATE OF NEEDS BY APPROPRIATED ACCOUNT FOR 2019-2020

EXHIBIT "Z"

1g

		Governmental Budget Accounts	
		FISCAL YEAR 2019-2020	
DEPARTMENTS OF GOVERNMENT APPROPRIATED ACCOUNTS		NEEDS AS REQUESTED BY	APPROVED BY COUNTY
		GOVERNING BOARD	EXCISE BOARD
60			
60a Personal Services	#	\$ 760,581.50	\$ 760,581.50
60b Part Time Help	#	\$ -	\$ -
60c Travel	#	\$ -	\$ -
60d Maintenance and Operation	#	\$ -	\$ -
60e Capital Outlay	#	\$ -	\$ -
60f Intergovernmental	#	\$ -	\$ -
60g Other -	#	\$ -	\$ -
60h Other -		\$ -	\$ -
60 Total		\$ 760,581.50	\$ 760,581.50
61	#		
61a Personal Services	#	\$ -	\$ -
61b Part Time Help	#	\$ -	\$ -
61c Travel	#	\$ -	\$ -
61d Maintenance and Operation	#	\$ -	\$ -
61e Capital Outlay	#	\$ -	\$ -
61f Intergovernmental	#	\$ -	\$ -
61g Other -	#	\$ -	\$ -
61h Other -		\$ -	\$ -
61 Total		\$ -	\$ -
62	#		
62a Personal Services	#	\$ -	\$ -
62b Part Time Help	#	\$ -	\$ -
62c Travel	#	\$ -	\$ -
62d Maintenance and Operation	#	\$ -	\$ -
62e Capital Outlay	#	\$ -	\$ -
62f Intergovernmental	#	\$ -	\$ -
62g Other -	#	\$ -	\$ -
62h Other -	#	\$ -	\$ -
62 Total		\$ -	\$ -
63			
63a Personal Services	#	\$ -	\$ -
63b Part Time Help	#	\$ -	\$ -
63c Travel	#	\$ -	\$ -
63d Maintenance and Operation	#	\$ -	\$ -
63e Capital Outlay	#	\$ -	\$ -
63f Intergovernmental	#	\$ -	\$ -
63g Other -	#	\$ -	\$ -
63 Total		\$ -	\$ -
64			
64a Personal Services	#	\$ -	\$ -
64b Part Time Help	#	\$ -	\$ -
64c Travel	#	\$ -	\$ -
64d Maintenance and Operation	#	\$ -	\$ -
64e Capital Outlay	#	\$ -	\$ -
64f Intergovernmental	#	\$ -	\$ -
64g Other -	#	\$ -	\$ -
64 Total		\$ -	\$ -

PUBLICATION SHEET - CADDO COUNTY, OKLAHOMA
ESTIMATE OF NEEDS BY APPROPRIATED ACCOUNT FOR 2019-2020

EXHIBIT "Z"

ii

Governmental Budget Accounts		
FISCAL YEAR 2019-2020		
DEPARTMENTS OF GOVERNMENT	NEEDS AS	APPROVED BY
APPROPRIATED ACCOUNTS	REQUESTED BY	COUNTY
	GOVERNING	EXCISE BOARD
	BOARD	
80 HIGHWAY BUDGET ACCOUNT:		
80a Personal Services	#	\$ -
80b Part Time Help	#	\$ -
80c Travel	#	\$ -
80d Maintenance and Operation	#	\$ -
80e Capital Outlay	#	\$ -
80f Intergovernmental	#	\$ -
80g Other -	#	\$ -
80h Other -		\$ -
80j Other -		\$ -
80 Total		\$ -
82 COUNTY AUDIT BUDGET ACCOUNT:		
82a Salaries and Expense of Audit and Report		\$ 37,083.39
82b Intergovernmental		\$ -
82c Other -		\$ -
82 Total		\$ 37,083.39
83 COUNTY CEMETARY ACCOUNT:		
83a Personal Services		\$ -
83b Part Time Help		\$ -
83c Travel		\$ -
83d Maintenance and Operation	#	\$ -
83e Capital Outlay	#	\$ -
83f Intergovernmental	#	\$ -
83g Other -	#	\$ -
83h Other -	#	\$ -
83 Total	#	\$ -
84 FREE FAIR BUDGET ACCOUNT:		
84a Personal Services	#	\$ -
84b Part Time Help	#	\$ -
84c Travel		\$ -
84d Maintenance and Operation		\$ -
84e Capital Outlay		\$ -
84f Intergovernmental		\$ -
84g Premiums and Awards		\$ -
84h Other -		\$ -
84i Other -		\$ -
84 Total		\$ -
86 FREE FAIR IMPROVEMENT ACCOUNT:		
86a Personal Services		\$ -
86b Part Time Help		\$ -
86c Travel		\$ -
86d Maintenance and Operation		\$ -
86e Capital Outlay		\$ -
86f Intergovernmental		\$ -
86g Other -		\$ -
86h Other -		\$ -
86 Total		\$ -

PUBLICATION SHEET - CADDO COUNTY, OKLAHOMA
ESTIMATE OF NEEDS BY APPROPRIATED ACCOUNT FOR 2019-2020

EXHIBIT "Z"

1k

Governmental Budget Accounts			
FISCAL YEAR 2019-2020			
DEPARTMENTS OF GOVERNMENT		NEEDS AS	APPROVED BY
APPROPRIATED ACCOUNTS		REQUESTED BY	COUNTY
		GOVERNING	EXCISE BOARD
		BOARD	
92 BUILDING MAINTENANCE ACCOUNT:			
92a Personal Services	#	\$ -	\$ -
92b Part Time Help	#	\$ -	\$ -
92c Travel	#	\$ -	\$ -
92d Maintenance and Operation	#	\$ -	\$ -
92e Capital Outlay	#	\$ -	\$ -
92f Intergovernmental	#	\$ -	\$ -
92g Other -		\$ -	\$ -
92h Other -		\$ -	\$ -
92j Other -		\$ -	\$ -
92 Total		\$ -	\$ -
93			
93a Personal Services		\$ -	\$ -
93b Part Time Help		\$ -	\$ -
93c Travel		\$ -	\$ -
93d Maintenance and Operation		\$ -	\$ -
93e Capital Outlay		\$ -	\$ -
93f Intergovernmental		\$ -	\$ -
93g Other -		\$ -	\$ -
93h Other -		\$ -	\$ -
93 Total		\$ -	\$ -
94			
94a Personal Services		\$ -	\$ -
94b Part Time Help		\$ -	\$ -
94c Travel		\$ -	\$ -
94d Maintenance and Operation		\$ -	\$ -
94e Capital Outlay		\$ -	\$ -
94f Intergovernmental		\$ -	\$ -
94g Other -		\$ -	\$ -
94h Other -		\$ -	\$ -
94 Total		\$ -	\$ -
98 OTHER USE:			
98a Other Deductions		\$ -	\$ -
98 Total		\$ -	\$ -
TOTAL GENERAL FUND ACCOUNT		\$ 3,161,890.54	\$ 3,161,890.54
SUBJECT TO WARRANT ISSUE:			
99 Provision for Interest on Warrants	#	\$ -	\$ -
GRAND TOTAL GENERAL FUND		\$ 3,161,890.54	\$ 3,161,890.54

S.A.&I. Form 2631R97 Entity: Caddo County,

#

Tuesday, August 20, 2019

FILED

OCT 04 2019

2019 Caddo ASSESSOR'S OFFICE REPORT TO THE EXCISE BOARD

State Auditor & Inspector	DISTRICT	PERSONAL PROPERTY	REAL PROPERTY	PUBLIC SERVICE	TOTAL VALUATION	HOMESTEAD EXEMPTIONS	OTHER EXEMPTIONS	NET VALUATION
MINCO								
MINCO-RURAL	115	3,762,796	763,708	330,343	4,856,847	48,284	19,169	4,789,394
MINCO Distrct Totals		3,762,796	763,708	330,343	4,856,847	48,284	19,169	4,789,394
FLETCHER								
FLETCHER-RURAL	116	31,833	41,619	0	73,452	2,000	0	71,452
FLETCHER Distrct Totals		31,833	41,619	0	73,452	2,000	0	71,452
HYDRO-EAKLY								
HYDRO-EAKLY-HYDRO	211	572,799	1,973,998	356,237	2,903,034	123,015	26,701	2,753,318
HYDRO-EAKLY-RURAL	102	7,434,973	5,814,008	1,450,082	14,699,063	179,571	30,738	14,488,754
HYDRO-EAKLY-EAKLY	207	258,574	579,711	201,854	1,040,139	60,536	2,571	977,032
HYDRO-EAKLY Distrct Totals		8,266,346	8,367,717	2,008,173	18,642,236	363,122	60,010	18,219,104
LOOKEBA-SICKLES								
LOOKEBA-SICKLES-RURAL	105	4,902,789	3,681,360	970,351	9,554,500	175,811	33,392	9,345,297
LOOKEBA-SICKLES-LOOKEBA	212	80,642	271,957	190,190	542,789	32,134	0	510,655
LOOKEBA-SICKLES Distrct Totals		4,983,431	3,953,317	1,160,541	10,097,289	207,945	33,392	9,855,952
ANADARKO								
ANADARKO-RURAL	101	1,779,075	5,947,695	15,045,826	22,772,596	507,082	163,358	22,102,156
ANADARKO-ANADARKO	201	1,488,852	10,879,873	902,350	13,271,075	1,014,082	140,282	12,116,711
ANADARKO Distrct Totals		3,267,927	16,827,568	15,948,176	36,043,671	1,521,164	303,640	34,218,867
CARNEGIE								
CARNEGIE-RURAL	108	7,158,560	4,983,751	1,793,794	13,936,105	186,221	28,116	13,721,768
CARNEGIE-CARNEGIE	204	603,934	3,441,850	925,353	4,971,137	333,672	59,777	4,577,688
CARNEGIE Distrct Totals		7,762,494	8,425,601	2,719,147	18,907,242	519,893	87,893	18,299,456
BOON-APACHE								
APACHE-BOONE-RURAL	103	9,016,979	4,523,943	876,362	14,417,284	238,814	133,607	14,044,863
APACHE-BOONE-APACHE	202	528,885	2,817,526	518,380	3,864,791	247,304	80,375	3,537,112
BOON-APACHE Distrct Totals		9,545,864	7,341,469	1,394,742	18,282,075	486,118	213,982	17,581,975
CYRIL								
CYRIL-RURAL	109	3,503,074	2,601,701	1,046,224	7,150,999	189,694	105,354	6,855,951
CYRIL-CYRIL	206	346,337	2,154,515	449,556	2,950,408	209,433	37,976	2,702,999
CYRIL Distrct Totals		3,849,411	4,756,216	1,495,780	10,101,407	399,127	143,330	9,558,950
GRACEMONT								
GRACEMONT-RURAL	110	1,214,884	2,737,623	737,484	4,689,991	166,551	48,222	4,475,218
GRACEMONT-GRACEMONT	209	25,713	523,368	118,877	667,958	67,099	7,638	593,221
GRACEMONT Distrct Totals		1,240,597	3,260,991	856,361	5,357,949	233,650	55,860	5,068,439
VERDEN								
VERDEN-RURAL	118	1,672,204	1,624,961	449,483	3,746,648	87,488	36,192	3,622,968
VERDEN Distrct Totals		1,672,204	1,624,961	449,483	3,746,648	87,488	36,192	3,622,968
PIONEER								
PIONEER-RURAL	119	39,484	20,444	9,360	69,288	1,000	0	68,288
PIONEER Distrct Totals		39,484	20,444	9,360	69,288	1,000	0	68,288
CEMENT								
CEMENT-RURAL	112	2,687,663	1,866,674	737,243	5,291,580	150,000	33,943	5,107,637
CEMENT-CEMENT	205	249,630	732,880	210,586	1,193,096	112,099	18,733	1,062,264
CEMENT Distrct Totals		2,937,293	2,599,554	947,829	6,484,676	262,099	52,676	6,169,901
HINTON								
HINTON-RURAL	113	15,104,422	4,216,761	2,149,082	21,470,265	137,500	47,053	21,285,712
HINTON-BRIDGEPORT	203	6,354	207,739	202,388	416,481	25,269	6,227	384,985
HINTON-HINTON	210	2,212,583	8,179,694	1,101,561	11,493,838	261,211	60,597	11,172,030
HINTON-RURAL	114	0	0	0	0	0	0	0
HINTON Distrct Totals		17,323,359	12,604,194	3,453,031	33,380,584	423,980	113,877	32,842,727
FORT COBB-BROXTON								

FORT COBB-BROXTON-RURAL	104	2,536,041	4,657,324	1,986,928	9,180,293	257,124	30,760	8,892,409
FT. COBB-BROXTON-FT COBB	208	104,821	1,360,627	255,640	1,721,088	135,814	32,145	1,553,129
FORT COBB-BROXTON District Totals		2,640,862	6,017,951	2,242,568	10,901,381	392,938	62,905	10,445,538
BINGER-ONEY								
BINGER-ONEY-RURAL	106	11,189,979	6,832,238	3,417,846	21,440,063	392,891	78,768	20,968,404
BINGER-ONEY-RURAL	107	0	0	32	32	0	0	32
BINGER-ONEY-BINGER	213	129,720	1,152,553	225,198	1,507,471	145,476	5,719	1,356,276
BINGER-ONEY District Totals		11,319,699	7,984,791	3,643,076	22,947,566	538,367	84,487	22,324,712
WASHITA HEIGHTS								
WASHITA HEIGHTS-RURAL	117	14,941	120,114	21,431	156,486	3,500	0	152,986
WASHITA HEIGHTS District Totals		14,941	120,114	21,431	156,486	3,500	0	152,986
SCHOOL TOTALS (INC TIF)		78,658,541	84,710,215	36,680,041	200,048,797	5,490,675	1,267,413	193,290,709

In accordance with Title 68 O.S. Section 2867 para. D, this Abstract of Valuation is prepared and filed with the County Excise Board showing the assessed valuation of the county by the various school districts and municipal subdivisions.

Submitted August 15, 2019

Edward Whitworth

 County Assessor

FILED

OCT 04 2019

State Auditor & Inspector

S. A. & I. No. 2833 (2009)

Current fiscal year 2019-2020

Date Certified 10/04/2019

Taxable Year 2019 2019-20

Valuation

CADDO COUNTY TAX LEVIES

UNIT OF TAXATION	SCHOOL DIST	COUNTY			CITIES TOWNS	EMS	School Districts			VO-TECH #2 Caddo/Kiowa Tech. Caddo Co.	VO-TECH #6 Canadian Valley, Canadian Co.			VO-TECH #12 Western Tech. Washita Co.		VO-TECH #9 Great Plains, Comanche		TOTAL	
		General Fund	Health Fund	Comman Fund	Sevring Fund	General Fund	General Fund	Building Fund	Sevring Fund	General Fund	Building Fund	Sevring Fund	General Fund	Building Fund	General Fund	Building Fund	General Fund		Building Fund
Anadarko	I-020	10.24	1.02	4.10			35.57	5.08	24.59	10.24	1.02							91.86	
Binger-Oney	I-168	10.24	1.02	4.10		3.08	35.98	5.14	21.49	10.24	1.02							92.31	
Boone-Apache	I-056	10.24	1.02	4.10			35.86	5.12	34.50	10.24	1.02							102.10	
Boone-Apache (Comanche)	I-056						38.22	5.46	34.50	10.81	1.08							92.32	
Carnegie	I-033	10.24	1.02	4.10			36.03	5.15	15.55	10.24	1.02							83.35	
Carnegie (Kiowa)	I-033						37.53	5.37	15.55	10.47	1.05							69.88	
Carnegie (Washita)	I-033						36.28	5.18	15.55	10.52	1.05							78.00	
Cement	I-160	10.24	1.02	4.10			35.67	5.10	35.07	10.24	1.02							102.46	
Cement (Comanche)	I-160						35.00	5.00	35.07	10.81	1.08							80.95	
Cement (Grady)	I-160						36.40	5.20	35.07	10.59	1.06							88.34	
Cyril	I-064	10.24	1.02	4.10			35.62	5.09	14.39	10.24	1.02							81.72	
Cyril (Comanche)	I-064						35.00	5.00	14.39	10.81	1.08							66.28	
Fort Cobb-Broxtton	I-167	10.24	1.02	4.10			36.26	5.18	45.77	10.24	1.02							113.83	
Gracemont	I-086	10.24	1.02	4.10			36.94	5.28	16.49	10.24	1.02							85.33	
Hinton	I-161	10.24	1.02	4.10		3.08	35.59	5.08	20.79	10.24	1.02							91.16	
Hinton (Canadian)	I-161					3.08	36.41	5.20	20.79	10.43	1.04							80.95	
Hinton (Blaine)	I-161					3.08	35.17	5.02	20.79	10.74	1.07							79.07	
Hydro-Eakly	I-011	10.24	1.02	4.10			36.01	5.14	29.79	10.24	1.02							97.56	
Hydro-Eakly (Blaine)	I-011						37.68	5.38	29.79	10.74	1.07							84.65	
Hydro-Eakly (Custer)	I-011						35.93	5.13	29.79	10.30	1.03							80.20	
Hydro-Eakly (Washita)	I-011						36.54	5.22	29.79	10.52	1.05							80.22	
Lookeba-Stickles	I-012	10.24	1.02	4.10		3.08	36.32	5.19	12.54	10.24	1.02							83.75	
Lookeba-Stickles (Canadian)	I-012					3.08	42.96	6.14	12.54	10.43	1.04							26.83	
Minco (Grady)	I-001	10.24	1.02	4.10			35.97	5.14	28.65			10.24	5.12	0.60				101.08	
Verden (Grady)	I-099	10.24	1.02	4.10			35.66	5.09	16.60	10.24	1.02							83.97	
Pioneer (Grady)	C-131	10.24	1.02	4.10			35.02	5.00	8.69			10.24	5.12	0.60				80.03	
Cordell (Washita)	I-078	10.24	1.02	4.10			36.48	5.21	15.20						10.00	2.00		84.25	
Fletcher (Comanche)	I-009	10.24	1.02	4.10			35.50	5.07	10.30								10.14	5.01	81.38

State of Oklahoma)

County of Caddo)

I, Rhonda Johnson, County Clerk for Caddo County, Oklahoma, do hereby certify that the above levies are true and correct for the taxable year of 2019

Witness my hand and seal this:

Rhonda Johnson Rhonda Johnson, Caddo County Clerk



Vo-Tech #2 - Caddo/Kiowa Technology Center, Caddo County

Vo-Tech #6 - Canadian Valley, Tech Ctr, Canadian Co.

Vo-Tech #9 - Great Plains Tech Ctr, Comanche Co.

Vo-Tech #12 - Western Tech Ctr, Washita County